



A.V.C. COLLEGE (AUTONOMOUS)

NAAC Reaccredited 'A+' Grade (CGPA=3.46/4.00) in 4th Cycle

NIRF All India Ranking 2023: College Rank Band 101-150

UGC Recognised "College with Potential for Excellence Phase I & II"

MANNAMPANDAL, MAYILADUTHURAI- 609 305, TAMIL NADU

Phone: 04364-222264; email: avccollegeauto@gmail.com;

Website: www.avccollege.net

REPORT ON STUDENT SATISFACTION SURVEY 2023-24

Introduction

"Knowledge is power; Information is liberating; Education is the premise of progress in every society, in every family" Certainly, Education is the basic building block of every society. *It is the single best investment through which countries can build prosperous, equitable and healthy society as education forms character, strengthens mind, increases knowledge, makes the people independent and dispels ignorance.* Education is the process of transformation of knowledge through Teaching and Learning. Teaching and learning go hand-in-hand in the process of education.

The most important component of Teaching and Learning is students, as all the activities and the whole process is centered and planned around him.

A.V.C.College's aim is not just to educate the students, but it aims at creating good students who can become as winning personalities. Our college follow teacher -student relationship system which fosters a good bond between teachers and students; The students are molded under the guidance of their mentors; The teachers inculcate all good habits and personality traits.

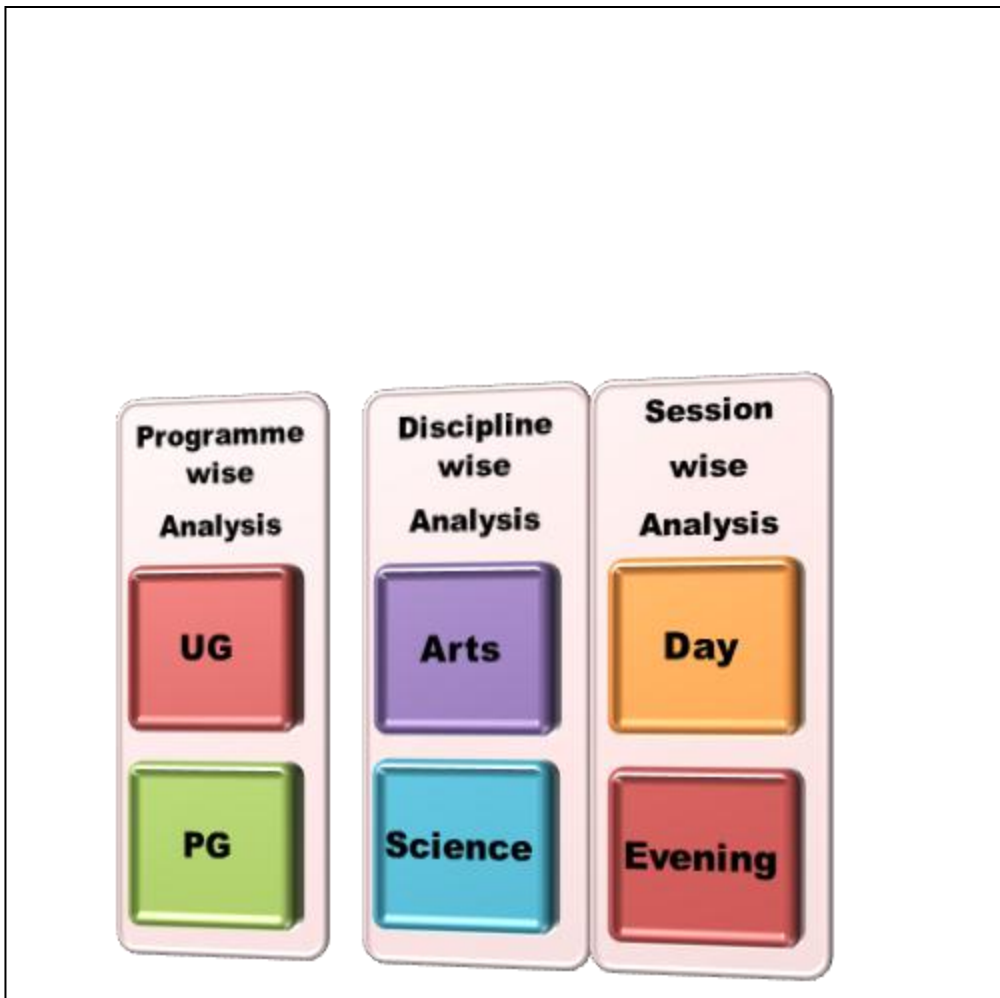
Our college periodically evaluate such system through an opinion survey in which students' satisfaction about Teaching and learning is assessed. During 2020 -21, an online survey is conducted in order to evaluate the level of student satisfaction upon teaching and learning attributes as detailed below:

1. Coverage of syllabus.
2. Teachers' preparation for the classes
3. Teachers' ability to communicate

4. Teachers' approach to teaching
5. Fairness of the internal evaluation process
6. Discussion of performance in assignments
7. Teachers' Interest in promoting Internship
8. Facilitating cognitive, social and emotional growth
9. Opportunities to learn and grow
10. Inform about expected competencies, course and programme outcomes
11. Follow-up
12. Illustrate the concepts
13. identification of strengths and encourage to accept challenges
14. Identification of weaknesses and help to overcome.
15. Institution's effort to engage students in the monitoring, review and continuous quality improvement
16. Use of Student-centered methods
17. Encouragement to engage in extracurricular activities
18. inculcate soft skills, life skills and employability skills
19. Use of ICT tools
20. Overall Quality.

Queries about all these 20 attributes are measured in terms of Highly satisfied to Not satisfied five scaling parameters. All these parameters for every query are varied according to the nature of the queries.

Students' satisfaction on all these attributes is analyzed in terms of Discipline, Session , programme and overall satisfaction. The following diagram shows the model of Students' satisfaction Analysis.



Programme wise Analysis

The College offers both UG and PG programme in Day and Evening session.

Analysis of Satisfaction of UG students on Teaching and Learning:

Based upon the responses received, the satisfaction of UG students on teaching and learning is analyzed here.

UG Programmes in Day College:

- BA-History
- BA-English
- BA-Economics
- B.COM
- B.SC- Maths
- B.SC- Physics
- B.SC-Chemistry
- B.SC- Botany
- B.SC- Zoology

- B.SC- Computer Science

UG Programmes in Evening Session :

- BA- Tamil
- BA-English
- B.COM
- B.B.A
- B.C.A
- B.SC- Maths
- B.SC- Physics
- B.SC-Chemistry
- B.SC- Microbiology
- B.SC-Electronics Science
- B.SC- Computer Science
- B.SC- Biotechnology
- B.SC- Visual Communication

Analysis of satisfaction of UG students who are pursuing either B.A., B.Sc., B. Com, B.B. A, or B.CA either in Day or evening is made in accordance with the selected course attributes. As far as UG students concerned, the college receive responses from 1326 UG students, analysis of such responses is made as under;

Table-1 Analysis of UG - Student Satisfaction Survey on Teaching Learning Process for 2023-24

1.	Queries	How much of the syllabus was covered in the class? (N=1326)				
	Options	85 to 100%	70 to 84%	55 to 69%	30 to 54%	Below 30%
	Response	41.33%	37.93%	15.76%	3.32%	1.66%
2	Queries	How well did the teachers prepare for the classes? (N=1326)				
	Options	Thoroughly	Satisfactorily	Poorly	Indifferently	Won't teach at all
	Response	36.43%	55.51%	3.92%	2.56%	1.58%
3	Queries	How well were the teachers able to communicate? (N=1326)				
	Options	Always	Sometimes	Just	Generally	Very poor

		effective	effective	satisfactorily	ineffective	communication
	Response	55.58%	23.3%	16.21%	2.34%	2.56%
4	Queries	The teacher's approach to teaching can best be described as (N=1326)				
	Options	Excellent	Very good	Good	Fair	Poor
	Response	39.74%	31.6%	22.55%	4.22%	1.89%
5	Queries	Fairness of the internal evaluation process by the teachers. (N=1326)				
	Options	Always Fair	Usually Fair	Sometimes unfair	usually unfair	Unfair
	Response	48.34%	34.54%	11.39%	0.45%	5.28%
6	Queries	Was your performance in assignments discussed with you? (N=1326)				
	Options	Every time	Usually	Occasionally/ Sometimes	Rarely	Never
	Response	49.32%	32.2%	9.8%	5.51%	3.17%
7	Queries	The institute takes active interest in promoting internship, student exchange, field visit opportunities for students (N=1326)				
	Options	Regularly	Often	Sometimes	Rarely	Never
	Response	53.7%	20.44%	16.29%	4.22%	5.35%
8	Queries	The teaching and mentoring process in your institution facilitates you in cognitive, social and emotional growth. (N=1326)				
	Options	Significantly	Very well	Moderately	Marginally	Not at all
	Response	38.76%	42.16%	13.27%	2.87%	2.94%
9	Queries	The institution provides multiple opportunities to learn and grow (N= 1326)				
	Options	Strongly agree	Agree	Neutral	Disagree	Strongly disagree
	Response	43.89%	37.18%	14.03%	0.83%	4.07%
10	Queries	Teachers inform you about your expected competencies, course outcomes and programme outcomes. (N=1326)				
	Options	Every time	Usually	Occasionally/ Sometimes	Rarely	Never
	Response	49.25%	34.84%	9.35%	3.62%	2.94%

Source: Data collected through Google Forms.

11	Queries	Your mentor does a necessary follow-up with an assigned task to you. (N=1326)				
	Options	Every time	Usually	Occasionally/ Sometimes	Rarely	I don't have a mentor
	Response	46.08%	32.2%	13.95%	4.6%	3.17%
12	Queries	The teachers illustrate the concepts through examples and applications. (N=1326)				
	Options	Every time	Usually	Occasionally/ Sometimes	Rarely	Never
	Response	51.73%	28.66%	14.1%	3.17%	2.34%
13	Queries	The teachers identify your strengths and encourage you with providing right level of challenges. (N= 1326)				
	Options	Fully	Reasonably	Partially	Slightly	Unable to
	Response	52.26%	29.94%	9.2%	4.9%	3.7%
14	Queries	Teachers are able to identify your weaknesses and help you to overcome them. (N=1326)				
	Options	Every time	Usually	Occasionally/ Sometimes	Rarely	Never

				Sometimes		
	Response	50.38%	28.81%	8.22%	7.09%	5.51%
15	Queries	The institution makes effort to engage students in the monitoring, review and continuous quality improvement of the teaching learning process. (N=1326)				
	Options	Strongly agree	Agree	Neutral	Disagree	Strongly disagree
	Response	42.91%	38.54%	14.33%	2.79%	1.43%
16	Queries	The institute/ teachers use student centric methods, such as experiential learning, participative learning and problem solving methodologies for enhancing learning experiences. (N=1326)				
	Options	To a great extent	Moderate	Some what	Very little	Not at all
	Response	50.53%	32.81%	9.28%	4.45%	2.94%
17	Queries	Teachers encourage you to participate in extracurricular activities (N=1326)				
	Options	Strongly agree	Agree	Neutral	Disagree	Strongly disagree
	Response	48.42%	31.98%	13.27%	3.92%	2.41%
18	Queries	Efforts are made by the institute/ teachers to inculcate soft skills, life skills and employability skills to make you ready for the world of work. (N=1326)				
	Options	To a great extent	Moderate	Some what	Very little	Not at all
	Response	51.51%	30.92%	8.82%	6.56%	2.19%
19	Queries	What percentage of teachers use ICT tools such as LCD projector, Multimedia, etc. while teaching. (N=1326)				
	Options	Above 90%	70 – 89%	50 – 69%	30 – 49%	Below 29%
	Response	41.7%	27.15%	13.27%	5.81%	12.07%
20	Queries	The overall quality of teaching-learning process in your institute is very good. (N=1326)				
	Options	Strongly agree	Agree	Neutral	Disagree	Strongly disagree
	Response	51.06%	33.03%	11.16%	2.41%	2.34%

Source: Data collected through Google Forms.

From the above survey table, it is known that 41.33% of the students have stated that the teachers covered the syllabus almost 85% to 100%, very few students i.e 1.66% only opined that it is below 30%.

Similarly, in regard with Class preparation of the teachers, 55.51% of the respondents replied that it is satisfactorily to them whereas 36.43% marked that it is ‘Thoroughly’ and just 1.58 percentage have said they won’t teach at all.

As far as the queries on teachers’ ability to communicate is concerned, “it is always effective” as responded by majority of the students (55.58%). At the same time low scale of the responses such as ‘very poor’ and ‘generally ineffective’ scored very less percentage of 2.56% and 2.34 respectively.

Also, the teacher's approach to teaching is described as "Excellent by 39.74% of the students, it is "Very good" as stated by 31.6% of the students, small percentage i.e., 1.89% of the students responded that it is poor.

According to the survey, 48.34% of the UG students have said that the internal evaluation process by the teachers is always fair, 34.54% of the respondents have stated that it is usually fair. But only very few percentage i.e. 0.45 % and 5.28 % of the students have opined that it is usually unfair and fair.

Also 49.32% of the students felt that the teachers discuss with students every time about their performance in assignments since it would be the high motivation to the students to perform their future assignments with utmost care and perfection. Only 3.17% of the respondents have dissatisfied with this aspect.

In the survey, opinion about how far the department shows active interest in promoting internship, student exchange, and field visit opportunities for the students is obtained. It is found that 53.7% of the student highly satisfied and they opined that the institute regularly takes active interest in organizing field visit and promoting internship. But 5.35% of the students felt that the institute never shows such interest.

As far as the teaching and mentoring process of the institution and how far it facilitates cognitive, social and emotional growth of the students, 42.16% of the students are satisfied as it is found to be very well, 38.76% have stated that it is significant, 13.27% said it is moderate and 2.94% opined not at all.

It is obvious that 43.89% of the students strongly agreed and 37.18% of the students have agreed about the query on multiple opportunities provided by the department to learn and grow. But advantageously, only 0.83% and 4.07% of the students disagreed and strongly disagreed.

Similarly, majority of the students (49.25%) have opined that every time, the teachers inform the students about their expected competencies, course outcomes of the courses that they have studied and the programme outcomes that they are pursuing.

Mentor is a person who teaches or gives help and advice to the younger generation students. According to the survey, majority of the students (46.08%) have stated that the mentor every time takes a necessary follow-up with an assigned task to the students, 32.2% of the students have said that it is usually but only 3.17% of the students replied that they don't have a mentor.

It is a favorable remark of the institution that 51.73% of the UG students have said that every time the teachers illustrate the concepts through examples and applications. Majority of the students felt that the teachers fully and reasonably identify the strengths of the students and encouraging the students by providing the right level of challenges.

Majority of the students felt that the teachers every time(50.38%) and usually(28.81%) identify the students' weaknesses and help the students to overcome them.

From the survey, it is understood that majority of the students have strongly agreed(42.91%) and agreed (38.54%) i.e. highly satisfied and satisfied with the institution's effort to engage students in the monitoring, review and continuous quality improvement of the teaching learning process through regular tests, assignments and project work of the students. It is the promising feature of the college as only 1.43% of the responses have been recorded under the option of strongly disagreed and 2.79% disagreed about this attribute.

50.53% of the respondents opined that to a great extent, the institute or the teachers in the department use student centric methods, such as experiential learning, participative learning and problem-solving methodologies for enhancing learning experiences. The institute adopts case study, group discussion, Role play, interrogative sessions, class quiz etc., which enhances the student centric method of learning.

At the same time, Students give overwhelming response (48.42-strongly agreed; 31.98%-agreed) about that the teachers' encouragement to the students to participate in extracurricular activities, which was evidenced by the students' records and achievements in fine arts, sports and other activities.

51.51% of the students have said that it is to a great extent and 30.92% of the students felt that it is moderate of the efforts made by the institute/ teachers to inculcate soft skills, life skills and

employability skills to make the students ready for the world of work, which is also evidenced by the students' placements in various reputed institutions and the employers' appreciations.

41.7% of students appreciated that above 90% of the teachers use ICT tools whereas 27.15% of the students opined that 70-89% of the teachers use ICT tools as the teachers also thought that the Use of power point slides or videos will be highly useful for making the students to understand the vague concepts easily.

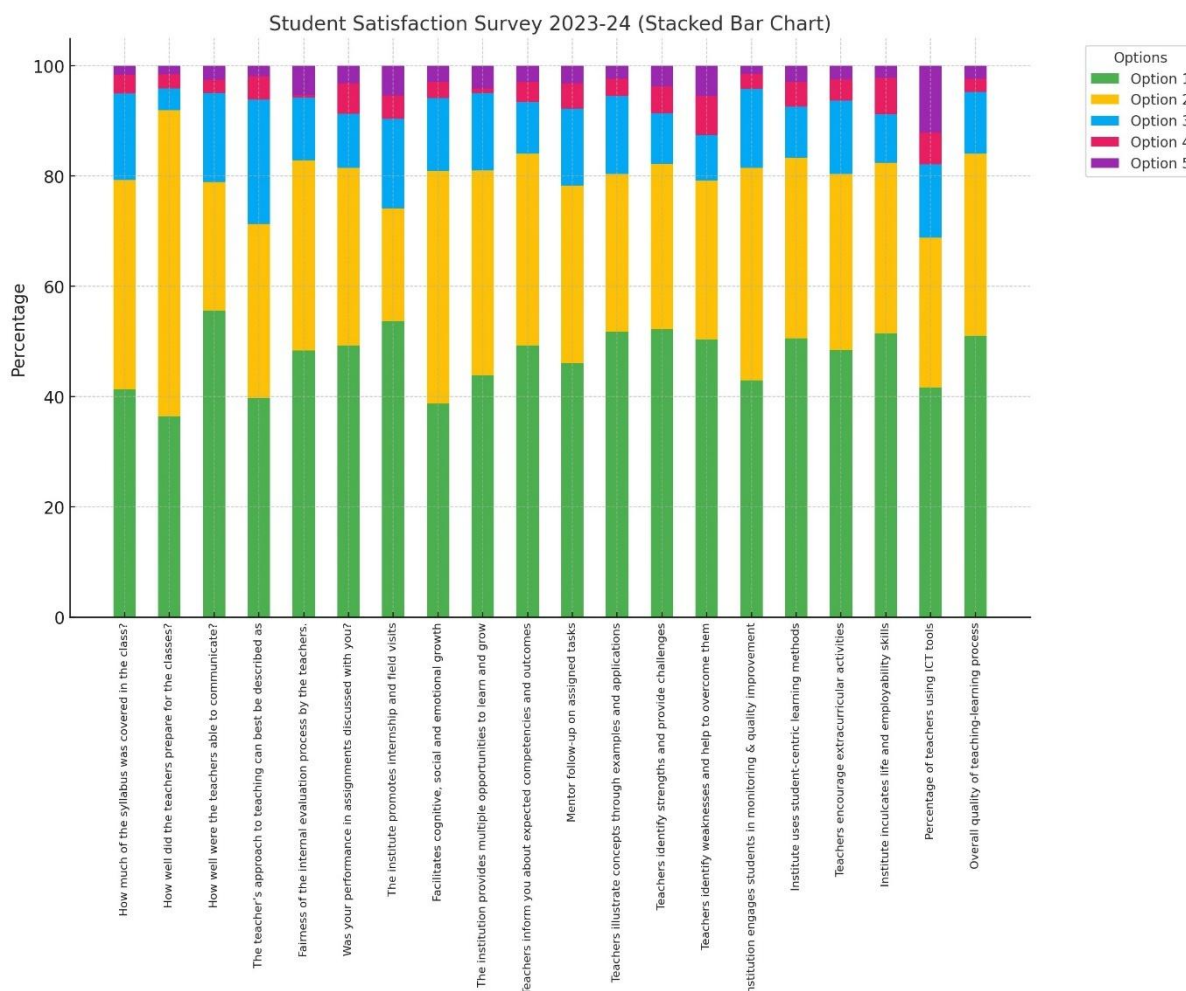
It is a major highlight that majority of the students (51.06%) strongly agreed and highly satisfied about goodness and quality of overall teaching and learning aspects.

Diagrammatic Representation:

The following chart shows the diagrammatic representation of UG Students' Satisfaction on Teaching Learning aspects during 2023-24.

CHART-1

UG Students' Satisfaction on Teaching Learning



The above stacked bar chart representing the UG Students Satisfaction on the Teaching-Learning Process for 2023-24. Each question is displayed along the x-axis, with response percentages stacked vertically to show the distribution of options chosen by students. It is inferred that the opinion about option 1 is high which is marked as optimum level of excellence and satisfaction in all aspects.

Analysis of Satisfaction of PG students on Teaching and Learning:

Based upon the responses received, the satisfaction of PG students on teaching and learning is analyzed here. As the college offers PG programmes in both day and evening, it is essential to know the types of courses offered in both day and evening.

PG courses in Day College:

- MA-Economics
- M.Com
- M.SC-Mathematics
- M.SC- Wildlife Biology

PG Programmes in Evening College:

- MA-Tamil
- MA-English
- MA-History
- M.SC- Chemistry
- M.SC- Computer Science
- M.Com
- M.SC-Botany
- M.SC- Zoology
- M.SC- Microbiology

- M.SC-Electronics Science
- M.SC-Physics
- M.SC- Mathematics

Analysis of Feedback of PG students who are pursuing either M.A, M.Sc.,M. Com in Day and evening is made in accordance with the selected teaching and learning attributes. As far as PG students concerned, the college receive responses from 167 students, analysis of such responses is made as under;

Table-2

PG - Student Satisfaction Survey on Teaching Learning Process for 2023-24

1.	Queries	How much of the syllabus was covered in the class? (N= 167)				
	Options	85 to 100%	70 to 84%	55 to 69%	30 to 54%	Below 30%
	Response	38.92%	40.12%	17.37%	2.99%	0.6%
2	Queries	How well did the teachers prepare for the classes? (N=167)				
	Options	Thoroughly	Satisfactorily	Poorly	Indifferently	Won't teach at all
	Response	36.53%	56.89%	2.99%	2.99%	0.6%
3	Queries	How well were the teachers able to communicate? (N=167)				
	Options	Always effective	Sometimes effective	Just satisfactorily	Generally ineffective	Very poor communication
	Response	65.27%	23.35%	8.38%	1.8%	1.2%
4	Queries	The teacher's approach to teaching can best be described as (N=167)				
	Options	Excellent	Very good	Good	Fair	Poor
	Response	42.51%	37.72%	17.37%	1.2%	1.2%
5	Queries	Fairness of the internal evaluation process by the teachers. (N=167)				
	Options	Always Fair	Usually Fair	Sometimes unfair	usually unfair	Unfair
	Response	53.29%	35.93%	0%	8.98%	1.8%
6	Queries	Was your performance in assignments discussed with you? (N= 167)				
	Options	Every time	Usually	Occasionally/ Sometimes	Rarely	Never
	Response	49.1%	34.13%	11.38%	3.59%	1.8%
7	Queries	The institute takes active interest in promoting internship, student exchange, field visit opportunities for students (N=167)				
	Options	Regularly	Often	Sometimes	Rarely	Never
	Response	52.69%	19.76%	19.76%	3.59%	4.19%
8	Queries	The teaching and mentoring process in your institution facilitates you in cognitive, social and emotional growth. (N=167)				
	Options	Significantly	Very well	Moderately	Marginally	Not at all
	Response	40.12%	38.32%	16.17%	2.4%	2.99%
9	Queries	The institution provides multiple opportunities to learn and grow (N= 167)				
	Options	Strongly agree	Agree	Neutral	Disagree	Strongly disagree

	Response	42.51%	40.12%	12.57%	0.6%	4.19%
10	Queries	Teachers inform you about your expected competencies, course outcomes and programme outcomes. (N=167)				
	Options	Every time	Usually	Occasionally/ Sometimes	Rarely	Never
	Response	47.9%	37.13%	10.78%	2.99%	1.2%
11	Queries	Your mentor does a necessary follow-up with an assigned task to you. (N=167)				
	Options	Every time	Usually	Occasionally/ Sometimes	Rarely	I don't have a mentor
	Response	49.7%	34.13%	12.57%	1.2%	2.4%
12	Queries	The teachers illustrate the concepts through examples and applications. (N=167)				
	Options	Every time	Usually	Occasionally/ Sometimes	Rarely	Never
	Response	53.29%	33.53%	9.58%	2.99%	0.6%
13	Queries	The teachers identify your strengths and encourage you with providing right level of challenges. (N=167)				
	Options	Fully	Reasonably	Partially	Slightly	Unable to
	Response	55.09%	32.34%	7.19%	4.19%	1.2%
14	Queries	Teachers are able to identify your weaknesses and help you to overcome them. (N=167)				
	Options	Every time	Usually	Occasionally/ Sometimes	Rarely	Never
	Response	49.7%	36.53%	8.38%	2.4%	2.99%
15	Queries	The institution makes effort to engage students in the monitoring, review and continuous quality improvement of the teaching learning process. (N=167)				
	Options	Strongly agree	Agree	Neutral	Disagree	Strongly disagree
	Response	40.12%	44.31%	10.18%	4.19%	1.2%
16	Queries	The institute/ teachers use student centric methods, such as experiential learning, participative learning and problem solving methodologies for enhancing learning experiences. (N=167)				
	Options	To a great extent	Moderate	Some what	Very little	Not at all
	Response	47.31%	39.52%	7.19%	2.4%	3.59%
17	Queries	Teachers encourage you to participate in extracurricular activities (N=167)				
	Options	Strongly agree	Agree	Neutral	Disagree	Strongly disagree
	Response	51.5%	32.93%	11.98%	2.4%	1.2%
18	Queries	Efforts are made by the institute/ teachers to inculcate soft skills, life skills and employability skills to make you ready for the world of work. (N=167)				
	Options	To a great extent	Moderate	Some what	Very little	Not at all
	Response	46.71%	42.51%	6.59%	1.8%	2.4%
19	Queries	What percentage of teachers use ICT tools such as LCD projector, Multimedia, etc. while teaching. (N=167)				
	Options	Above 90%	70 – 89%	50 – 69%	30 – 49%	Below 29%
	Response	40.72%	32.34%	10.78%	6.59%	9.58%
20	Queries	The overall quality of teaching-learning process in your institute is very good. (N=167)				
	Options	Strongly agree	Agree	Neutral	Disagree	Strongly disagree
	Response	49.1%	39.52%	8.38%	1.2%	1.8%

From the above table, It is observed that Majority (38.92+40.12%=79.04%) reported 70–100% coverage of the syllabus. Only 3.59% expressed that it is less than 55%. In regard with preparedness of the teacher, the PG students opined that Most teachers were either "Thoroughly" (36.53%) or "Satisfactorily" (56.89%) prepared. A small percentage (3.59%) felt the teachers were poorly prepared or indifferent.

Teachers are "Always effective" (65.27%) or "Sometimes effective" (23.35%) in their communication. In concern with Teaching Approach, most of the students described the approach as "Excellent" (42.51%) or "Very good" (37.72%). About the fairness in evaluation, Majority (89.22%) found the evaluation "Always" or "Usually fair." A small group (10.78%) felt it was unfair or usually unfair.

In regard with performance feedback, the PG students thought that their performance in Assignments were discussed either "Every time" (49.1%) or "Usually" (34.13%). More than 50% of the students opined that the institute takes active interest in promoting internship, student exchange, field visit opportunities for students is Regular (52.69%) in order to provide experiential opportunities to them.

PG Students opined that the teaching and mentoring process of the institution facilitates their cognitive, social and emotional growth "Significantly" (40.12%) or "Very well" (38.32%). Majority either "Strongly agree" (42.51%) or "Agree" (40.12%) on learning opportunities in the institution. Teachers inform students "Every time" (47.9%) or "Usually" (37.13%) about the students expected competencies, course outcomes and programme outcomes.

As far as Mentor Follow-up is concerned, PG students opined that it is "Every time" (49.7%) or "Usually" (34.13%). In regard with the interrogation on Illustrative Teaching, more than 50% of the PG students opined that the teachers illustrate concepts "Every time" (53.29%) or "Usually" (33.53%). 55.09% of the students opined that the teachers identify their strengths and encourage them with providing right level of challenges "Fully" or "Reasonably" (32.34%).

Opinion about identification and addressing of students Weaknesses by the teachers is that "it is Every time" (49.7%) or "Usually" (36.53%). Most of the students agreed (84.43%) the institution actively involves students in continuous quality improvement.

Student-Centric Methods such as Experiential and participative teaching methods are used "To a great extent" (47.31%). 51.5% of the students Strongly agreed or Agreed (32.93%) with teacher encouragement for Extracurricular Activities.

Efforts made by the institute/ teachers to inculcate soft skills, life skills and employability skills to make them ready for the world of work is "To a great extent" (46.71%) or "Moderately" (42.51%). About the ICT Tools Usage, High usage of ICT tools, with 73.06% reporting above 70% usage by teachers.

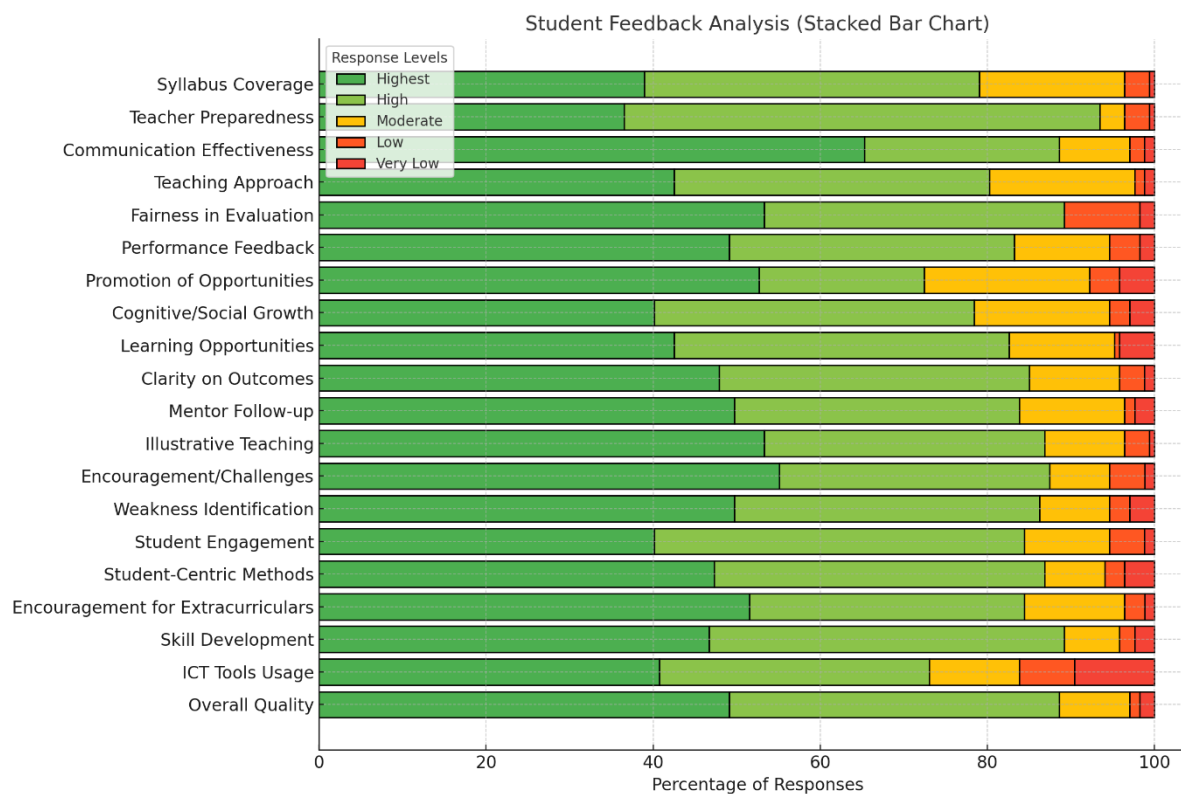
The Overall Teaching Quality is Strongly agreed (49.1%) or Agreed (39.52%) that teaching quality is very good.

In overall, the majority of students have a positive outlook on syllabus coverage, teacher communication, mentorship, and the institution's quality of education.

Diagrammatic Representation:

The following chart shows the diagrammatic representation of PG Students' Satisfaction on Teaching Learning aspects during 2023-24.

PG Students' Satisfaction on Teaching Learning



The above stacked bar chart representing the PG Student Satisfaction on the Teaching-Learning Process for 2023-24. Response percentages for Each question is displayed along the x-axis, with stacked horizontally to show the distribution of options chosen by students. It is inferred that the opinion about option 1 and 2 is highest or high which are perceived as maximum level of excellence and satisfaction in all aspects.

Analysis of Responses of Students in Various Disciplines:

In order to make the analysis effective, the responses given by the students are examined in terms of Discipline wise. UG and PG programmes of Day and Evening

section of this college are offered in two disciplines viz, Arts and Science. According to the nature of Discipline, teaching and learning process may be varied. Hence, the students' satisfaction about teaching and learning in terms of discipline wise is analyzed separately for,

- Arts Discipline and
- Science Discipline.

First the satisfaction of students in arts discipline are analyzed here.

Analysis of satisfaction of students belongs to Arts Courses:

The college offers both UG and PG programmes in the Stream of Arts.

ARTS-UG Programmes:

- BA-History
- BA-English
- BA-Economics
- B.COM
- BA- Tamil
- B.B.A
- B.C.A

ARTS- PG programmes:

- MA-Economics
- M.Com
- MA-Tamil
- MA-English
- MA-History

- M.Com

Analysis of satisfaction of UG students who are pursuing B.A., B. Com, B.B. A, B.C. A, and PG students who are pursuing M. A and M. Com (Arts Courses) is made in accordance with the selected attributes of teaching and learning. As far as students of Arts Programme is concerned irrespective of Day and Evening section, the college receive responses from 663 students, analysis of such responses is made as under;

Arts - Student Satisfaction Survey on Teaching Learning Process for 2023-24

1.	Queries	How much of the syllabus was covered in the class? (N=663)				
	Options	85 to 100%	70 to 84%	55 to 69%	30 to 54%	Below 30%
	Response	41.18%	39.37%	15.23%	2.26%	1.96%
2	Queries	How well did the teachers prepare for the classes? (N=663)				
	Options	Thoroughly	Satisfactorily	Poorly	Indifferently	Won't teach at all
	Response	34.69%	56.56%	3.92%	3.32%	1.51%
3	Queries	How well were the teachers able to communicate? (N=663)				
	Options	Always effective	Sometimes effective	Just satisfactorily	Generally ineffective	Very poor communication
	Response	54.6%	25.04%	15.38%	2.11%	2.87%
4	Queries	The teacher's approach to teaching can best be described as (N=663)				
	Options	Excellent	Very good	Good	Fair	Poor
	Response	40.27%	33.03%	20.36%	4.07%	2.26%
5	Queries	Fairness of the internal evaluation process by the teachers. (N=663)				
	Options	Always Fair	Usually Fair	Sometimes unfair	usually unfair	Unfair
	Response	46.46%	36.35%	11.16%	0.45%	5.58%
6	Queries	Was your performance in assignments discussed with you? (N=663)				
	Options	Every time	Usually	Occasionally/ Sometimes	Rarely	Never
	Response	48.11%	33.79%	9.65%	4.07%	4.37%
7	Queries	The institute takes active interest in promoting internship, student exchange, field visit opportunities for students (N=663)				
	Options	Regularly	Often	Sometimes	Rarely	Never
	Response	53.54%	22.32%	15.08%	3.17%	5.88%
8	Queries	The teaching and mentoring process in your institution facilitates you in cognitive, social and emotional growth. (N=663)				
	Options	Significantly	Very well	Moderately	Marginally	Not at all
	Response	37.71%	44.49%	11.76%	3.47%	2.56%
9	Queries	The institution provides multiple opportunities to learn and grow (N=663)				
	Options	Strongly agree	Agree	Neutral	Disagree	Strongly disagree
	Response	42.84%	39.67%	12.52%	0.9%	4.07%
10	Queries	Teachers inform you about your expected competencies, course outcomes and				

		programme outcomes. (N=663)				
	Options	Every time	Usually	Occasionally/ Sometimes	Rarely	Never
	Response	47.36%	36.35%	9.65%	3.17%	3.47%
11	Queries	Your mentor does a necessary follow-up with an assigned task to you. (N=663)				
	Options	Every time	Usually	Occasionally/ Sometimes	Rarely	I don't have a mentor
	Response	45.7%	32.28%	14.78%	3.62%	3.62%
12	Queries	The teachers illustrate the concepts through examples and applications. (N=663)				
	Options	Every time	Usually	Occasionally/ Sometimes	Rarely	Never
	Response	50.08%	28.21%	15.54%	3.02%	3.17%
13	Queries	The teachers identify your strengths and encourage you with providing right level of challenges. (N=663)				
	Options	Fully	Reasonably	Partially	Slightly	Unable to
	Response	51.58%	31.98%	8.9%	4.07%	3.47%
14	Queries	Teachers are able to identify your weaknesses and help you to overcome them. (N=663)				
	Options	Every time	Usually	Occasionally/ Sometimes	Rarely	Never
	Response	49.92%	29.26%	9.65%	5.73%	5.43%
15	Queries	The institution makes effort to engage students in the monitoring, review and continuous quality improvement of the teaching learning process. (N=663)				
	Options	Strongly agree	Agree	Neutral	Disagree	Strongly disagree
	Response	42.38%	38.91%	14.63%	2.56%	1.51%
16	Queries	The institute/ teachers use student centric methods, such as experiential learning, participative learning and problem solving methodologies for enhancing learning experiences. (N=663)				
	Options	To a great extent	Moderate	Some what	Very little	Not at all
	Response	49.32%	34.09%	9.5%	3.92%	3.17%
17	Queries	Teachers encourage you to participate in extracurricular activities (N=663)				
	Options	Strongly agree	Agree	Neutral	Disagree	Strongly disagree
	Response	48.11%	32.73%	12.82%	4.22%	2.11%
18	Queries	Efforts are made by the institute/ teachers to inculcate soft skills, life skills and employability skills to make you ready for the world of work. (N=663)				
	Options	To a great extent	Moderate	Some what	Very little	Not at all
	Response	49.62%	33.18%	9.05%	5.58%	2.56%
19	Queries	What percentage of teachers use ICT tools such as LCD projector, Multimedia, etc. while teaching. (N=663)				
	Options	Above 90%	70 – 89%	50 – 69%	30 – 49%	Below 29%
	Response	36.65%	29.71%	13.57%	5.73%	14.33%
20	Queries	The overall quality of teaching-learning process in your institute is very good. (N=663)				
	Options	Strongly agree	Agree	Neutral	Disagree	Strongly disagree
	Response	50.23%	34.09%	10.26%	2.41%	3.02%

The above table provides the results of a Student Satisfaction Survey on the Teaching-Learning Process conducted for the academic year 2023-24. It contains 20 questions, each analysing a specific aspect of the teaching and learning process. Multiple response options for each question and their respective percentages are shown in the table. The following are the key observations of such table;

1. **Syllabus Coverage:** A majority of students (41.18%) reported that 85-100% of the syllabus was covered, while 39.37% indicated 70-84% coverage.

2. **Teacher Preparedness:** Most of the students (56.56%) found teachers to be satisfactorily prepared, and 34.69% felt they are thoroughly prepared for the classes.

3. **Teacher's ability to communicate:** 54.6% believed that the teachers' communication is always effective, followed by 25.04% who found it sometimes effective.

4. **Teaching Approach:** 40.27% of the arts Students rated it as excellent, and 33.03% of them rated it as very good.

5. **Fairness in Evaluation:** 46.46% of the Arts students believed that the internal evaluation is always fair to them.

6. **Discussion with students about their Performance in Assignments:** 48.11% reported that their performance in assignments was discussed every time.

7. **Internship and Field Opportunities:** 53.54% of the students belongs to arts courses noted that the promotion of internships and field visits by the institute is “regular”.

8. **Facilitating cognitive, social and emotional growth.** 44.49% felt the teaching and mentoring process of the college “significantly “supported the arts students in their **cognitive, social and emotional growth.**

9. **Provision of Multiple Opportunities to Learn:** 42.84% strongly agreed that the institution provided multiple learning opportunities.

10. **Informing about expected competencies, course outcomes and programme outcomes:** 47.36% of the Arts students opined that the Teachers informed students every time about expected competencies, course outcomes and programme outcomes

11. **Follow-Up by Mentors:** 45.7% indicated that mentors followed up on assigned tasks “every time”.

12. **Concept Illustration:** 50.08% of students reported that to illustrate concepts, teachers used examples and applications “Every time”.

13. **Encouraging Strengths:** 51.58% believed teachers “**fully**” identified their strengths and provided appropriate challenges.

14. **Addressing Weaknesses:** 49.92% noted teachers “always” helped the students to overcome their weaknesses.

15. Student Engagement: 42.38% “strongly agreed” about the institution’s efforts to engage students in monitoring and improving the teaching-learning process.

16. Student-Centric Methods: 49.32% of the Arts students felt that teachers “extensively” used experiential and participative learning.

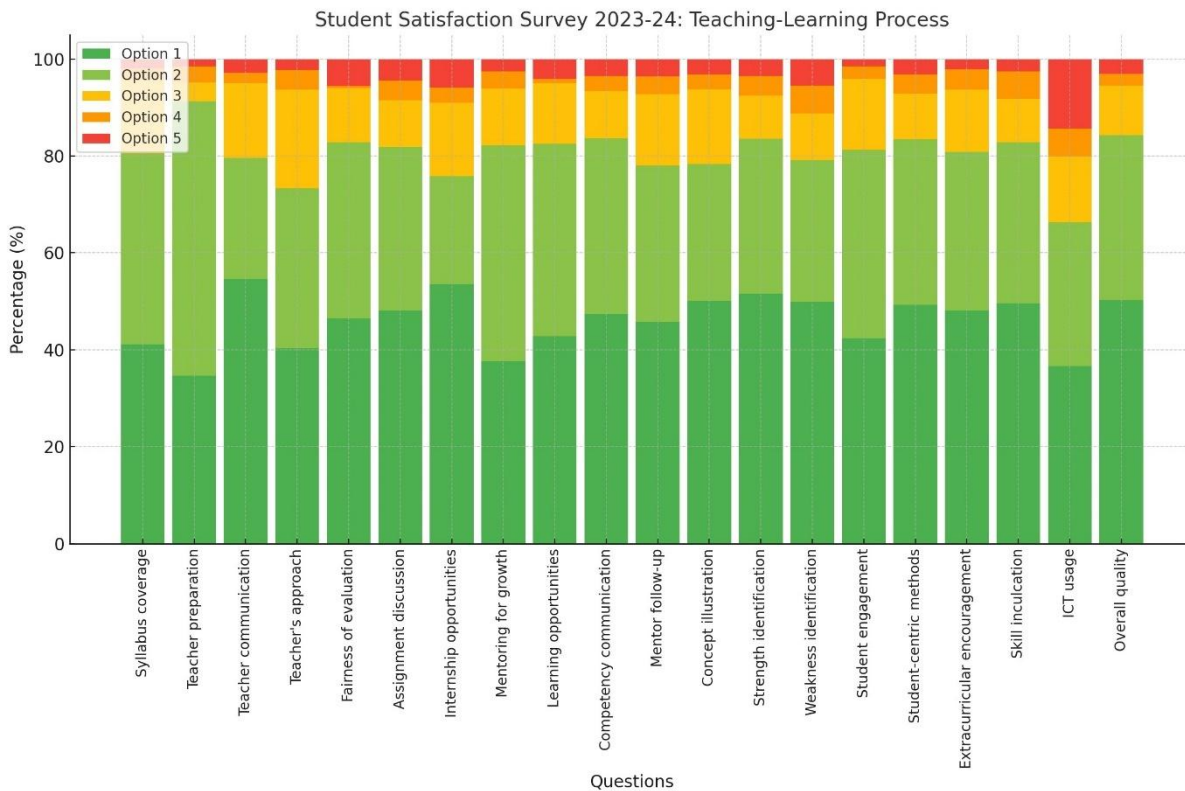
17. Encouraging participation in Extracurricular Activities: 48.11% “strongly agreed” about that the teachers encourage the student’s participation in extracurricular activities.

18. Skill Development: 49.62% noted “significant” about the efforts made by the institute/ teachers to inculcate soft skills, life skills and employability skills to make them ready for the world of work.

19. ICT Usage: 36.65% students observed over 90% use of ICT tools by teachers.

20. Overall Quality: 50.23% strongly agreed the overall teaching-learning process is very good. In concern with all interrogations of teaching and learning process, arts students positively perceived about the most of the attributes of the Institution’s teaching and learning process.

Arts Students’ Satisfaction on Teaching and Learning aspects



The above stacked bar chart representing the Student Satisfaction Survey especially arts student's satisfaction on the Teaching-Learning Process for 2023-24. Each question is displayed along the x-axis, with response percentages stacked vertically to show the distribution of options chosen by students. It is inferred that the opinion about option 1 is high which is marked as optimum level of excellence and satisfaction in all aspects.

Science-Students' Satisfaction on Teaching and Learning aspects:

Science Programme of the college comprises the following UG as well as PG courses:

UG-SCIENCE DISCIPLINE:

- B.SC- Maths
- B.SC- Physics
- B.SC-Chemistry

- B.SC- Botany
- B.SC- Zoology
- B.SC- Computer Science
- B.SC- Microbiology
- B.SC-Electronics Science
- B.SC- Computer Science
- B.SC- Biotechnology
- B.SC- Visual Communication

PG – SCIENCE DISCIPLINE:

- M.SC-Mathematics
- M.SC- Wildlife Biology
- M.SC- Chemistry
- M.SC- Computer Science
- M.SC-Botany
- M.SC- Zoology
- M.SC- Microbiology
- M.SC-Electronics Science
- M.SC-Physics

Analysis of satisfaction of UG science students who are pursuing B.SC., and PG students who are pursuing M.Sc. (Science Courses) either belongs to Day college or evening section, is made in accordance with the selected attributes of teaching and learning. As far as students of Science Programme is concerned, the college

receive responses from 830 students, analysis of such responses is made as under;

Science - Student Satisfaction Survey on Teaching Learning Process for 2023-24

1.	Queries	How much of the syllabus was covered in the class? (N=830)				
	Options	85 to 100%	70 to 84%	55 to 69%	30 to 54%	Below 30%
	Response	40.96	37.23	16.51	4.1	1.2
2	Queries	How well did the teachers prepare for the classes? (N=830)				
	Options	Thoroughly	Satisfactorily	Poorly	Indifferently	Won't teach at all
	Response	37.83	54.94	3.73	2.05	1.45
3	Queries	How well were the teachers able to communicate? (N=830)				
	Options	Always effective	Sometimes effective	Just satisfactorily	Generally ineffective	Very poor communication
	Response	58.31	21.93	15.3	2.41	2.05
4	Queries	The teacher's approach to teaching can best be described as (N=830)				
	Options	Excellent	Very good	Good	Fair	Poor
	Response	39.88	31.69	23.25	3.73	1.45
5	Queries	Fairness of the internal evaluation process by the teachers. (N=830)				
	Options	Always Fair	Usually Fair	Sometimes unfair	usually unfair	Unfair
	Response	50.84	33.37	11.08	0.36	4.34
6	Queries	Was your performance in assignments discussed with you? (N=830)				
	Options	Every time	Usually	Occasionally/ Sometimes	Rarely	Never
	Response	50.24	31.33	10.24	6.27	1.93
7	Queries	The institute takes active interest in promoting internship, student exchange, field visit opportunities for students (N=830)				
	Options	Regularly	Often	Sometimes	Rarely	Never
	Response	53.61	18.8	17.95	4.94	4.7
8	Queries	The teaching and mentoring process in your institution facilitates you in cognitive, social and emotional growth. (N=830)				
	Options	Significantly	Very well	Moderately	Marginally	Not at all
	Response	39.88	39.52	15.06	2.29	3.25
9	Queries	The institution provides multiple opportunities to learn and grow (N=830)				
	Options	Strongly agree	Agree	Neutral	Disagree	Strongly disagree
	Response	44.46	35.78	14.94	0.72	4.1
10	Queries	Teachers inform you about your expected competencies, course outcomes and programme outcomes. (N=830)				
	Options	Every time	Usually	Occasionally/ Sometimes	Rarely	Never
	Response	50.48	34.1	9.4	3.86	2.17
11	Queries	Your mentor does a necessary follow-up with an assigned task to you. (N=830)				
	Options	Every time	Usually	Occasionally/ Sometimes	Rarely	I don't have a mentor
	Response	47.11	32.53	13.01	4.7	2.65
12	Queries	The teachers illustrate the concepts through examples and applications. (N=830)				

	Options	Every time	Usually	Occasionally/ Sometimes	Rarely	Never
	Response	53.37	30	12.05	3.25	1.33
13	Queries	The teachers identify your strengths and encourage you with providing right level of challenges. (N=830)				
	Options	Fully	Reasonably	Partially	Slightly	Unable to
	Response	53.37	28.8	9.04	5.42	3.37
14	Queries	Teachers are able to identify your weaknesses and help you to overcome them. (N=830)				
	Options	Every time	Usually	Occasionally/ Sometimes	Rarely	Never
	Response	50.6	30	7.11	7.23	5.06
15	Queries	The institution makes effort to engage students in the monitoring, review and continuous quality improvement of the teaching learning process. (N=830)				
	Options	Strongly agree	Agree	Neutral	Disagree	Strongly disagree
	Response	42.77	39.4	13.25	3.25	1.33
16	Queries	The institute/ teachers use student centric methods, such as experiential learning, participative learning and problem solving methodologies for enhancing learning experiences. (N=830)				
	Options	To a great extent	Moderate	Some what	Very little	Not at all
	Response	50.84	33.13	8.67	4.46	2.89
17	Queries	Teachers encourage you to participate in extracurricular activities (N=830)				
	Options	Strongly agree	Agree	Neutral	Disagree	Strongly disagree
	Response	49.28	31.57	13.37	3.37	2.41
18	Queries	Efforts are made by the institute/ teachers to inculcate soft skills, life skills and employability skills to make you ready for the world of work. (N=830)				
	Options	To a great extent	Moderate	Some what	Very little	Not at all
	Response	52.05	31.45	8.19	6.39	1.93
19	Queries	What percentage of teachers use ICT tools such as LCD projector, Multimedia, etc. while teaching. (N=830)				
	Options	Above 90%	70 - 89%	50 - 69%	30 - 49%	Below 29%
	Response	45.54	26.14	12.53	6.02	9.76
20	Queries	The overall quality of teaching-learning process in your institute is very good. (N=830)				
	Options	Strongly agree	Agree	Neutral	Disagree	Strongly disagree
	Response	51.33	33.49	11.33	2.17	1.69

From the above survey table, it is known that 40.96%% of the students have stated that the teachers covered the syllabus almost 85% to 100%, very few students i.e 1.2% only opined that it is below 30%.

Similarly, in regard with Class preparation of the teachers, 54.94% of the respondents replied that it is satisfactorily to them whereas 37.83% marked that it is 'Thoroughly' and just1.45% have said they won't teach at all.

As far as the queries on teachers' ability to communicate is concerned, "it is always effective" as responded by majority of the students (58.31). At the same time low scale of the responses such as 'generally ineffective' and 'very poor' scored very less percentage of 2.41% and 2.05% respectively.

Also, the teacher's approach to teaching is described as "Excellent by 39.88% of the students, it is "Very good" as stated by 31.69 of the students, 1.45 % of the students responded that it is poor.

According to the survey, 50.84% of the science students have said that the internal evaluation process by the teachers is always fair, 33.37% of the respondents have stated that it is usually fair. But only very few percentage i.e.4.34% of the students have opined that it is unfair.

Also 50.24% of the students highly satisfied with the teachers with reference to their discussion with students about the performance in class assignments since it would be the high motivation to the students to perform their future assignments with utmost care and perfection. Only 1.93% of the respondents have dissatisfied with this aspect.

In the survey, opinion about how far the department shows active interest in promoting internship, student exchange, and field visit opportunities for the students is obtained. It is found that 53.61% of the students highly satisfied and they opined that the institute regularly takes active interest in organizing field visit and promoting internship. But 4.7% of the students felt that the institute never shows such interest.

As far as the teaching and mentoring process of the institution and how far it facilitates cognitive, social and emotional growth of the students, 39.52% of the students are satisfied as it is found to be very well, 39.88% have stated that it is significant, 15.06% said it is moderate and 3.25% opined not at all.

It is obvious that 44.46% of the students have strongly agreed and 35.78% of the students agreed about the query on multiple opportunities provided by the department to learn and grow. But advantageously, only 0.72% and 4.1% of the students disagreed and strongly disagreed.

Similarly, majority of the students (50.48%) have opined that every time, the teachers inform the students about their expected competencies, course outcomes of the courses that they have studied and the programme outcomes that they are pursuing.

Mentor is a person who teaches or gives help and advice to the younger generation students. According to the survey, majority of the students (47.11%) have stated that the mentor every time takes a necessary follow-up with an assigned task to the students, 32.53% of the students have said that it is usually but only 2.65% of the students replied that they don't have a mentor.

It is a favorable remark of the institution that 53.37% of the students have said that every time the teachers illustrate the concepts through examples and applications. In fact, Majority of the students felt that the teachers fully and reasonably identify the strengths of the students and encouraging the students by providing the right level of challenges.

Majority of the students felt that the teachers every time and usually identify the students' weaknesses and help the students to overcome them.

From the survey, it is understood that majority of the students have agreed and strongly agreed i.e. satisfied and highly satisfied with the institution's effort to engage students in the monitoring, review and continuous quality improvement of the teaching learning process through regular tests, assignments and project work of the students. It is the promising feature of the college as only 1.33% of the responses have been recorded under the option of strongly disagreed and 3.25% disagreed about this attribute.

50.84% of the respondents opined that to a great extent, the institute or the teachers in the department use student centric methods, such as experiential learning, participative learning and problem-solving methodologies for enhancing learning experiences. The institute adopts case study, group discussion, Role play, interrogative sessions, class quiz etc., which enhances the student centric method of learning.

At the same time, Students give overwhelming response (49.28%-strongly agreed; 31.57%-agreed) about that the teachers' encouragement to the students to participate in extra -curricular activities, which was evidenced by the students' records and achievements in fine arts, sports and other activities.

52.05% of the students have said that it is to a great extent and 31.45% of the students felt that it is moderate of the efforts made by the institute/ teachers to inculcate soft skills, life skills and employability skills to make the students ready

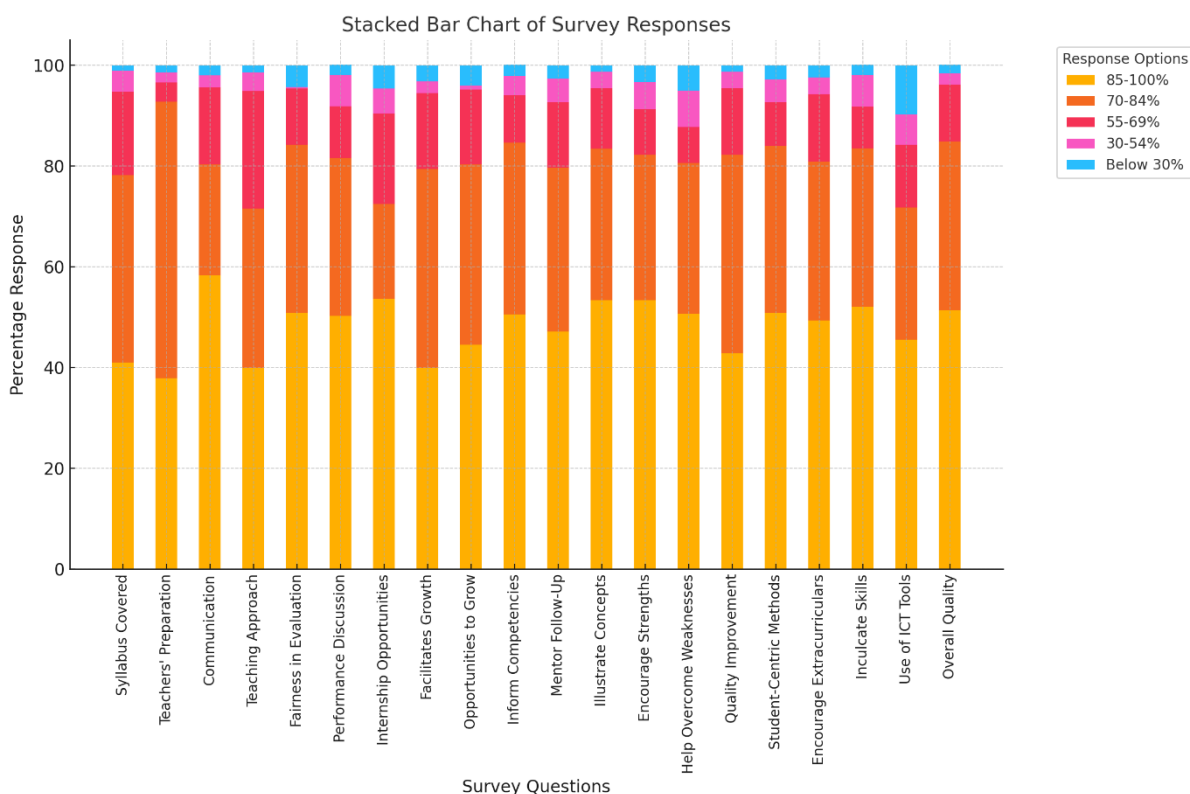
for the world of work, which is also evidenced by the students' placements in various reputed institutions and the employers' appreciations.

45.54% of students appreciated that above 90% of the teachers use ICT tools whereas 26.14% of the students opined that 70-89% of the teachers use ICT tools as the teachers also thought that the Use of power point slides or videos will be highly useful for making the students to understand the vague concepts easily.

It is a major highlight that majority of the students (51.33%) strongly agreed and highly satisfied about goodness and quality of overall teaching and learning aspects.

Diagrammatic Representation:

Science Students' Satisfaction on Teaching Learning



The above stacked bar chart representing the survey responses for all questions. Each segment of a bar corresponds to the percentage of responses for a specific option and understood that the best option has huge responses.

Analysis of Session wise students' satisfaction on Teaching and Learning Aspects:

The College offers UG and PG programme in two sessions such as

- Day and
- Evening.

Day Session of the College conducts Government Aided courses and Evening Session offers Management Aided courses

Therefore, it is necessary to study the opinion of the students about the course curriculum in terms of session.

Analysis of Satisfaction of students belongs to Day Section:

Day session of the college offers both UG and PG courses.

UG courses in Day Session:

- BA-History
- BA-English
- BA-Economics
- B.COM
- B.SC- Maths
- B.SC- Physics
- B.SC-Chemistry
- B.SC- Botany
- B.SC- Zoology
- B.SC- Computer Science

PG Courses in Day Session:

- MA-Economics
- M.Com
- M.SC-Mathematics
- M.SC- Wildlife Biology

Analysis of satisfaction of UG students who are pursuing B. A, B.SC., B. Com and PG students who are studying M.Sc., M.A, M.Com (UG & PG of Arts and Science Courses) but belongs to Day college, is made in accordance with the selected attributes of teaching and learning.

As far as students of Day Section is concerned, the college receive responses from 305 students, analysis of such responses is made as under;

Day - Student Satisfaction Survey on Teaching Learning Process for 2023-24

1.	Queries	How much of the syllabus was covered in the class? (N=305)				
	Options	85 to 100%	70 to 84%	55 to 69%	30 to 54%	Below 30%
	Response	43.93%	37.05%	14.75%	2.3%	1.97%
2	Queries	How well did the teachers prepare for the classes? (N=305)				
	Options	Thoroughly	Satisfactorily	Poorly	Indifferently	Won't teach at all
	Response	39.67%	49.18%	4.26%	4.26%	2.62%
3	Queries	How well were the teachers able to communicate? (N=305)				
	Options	Always effective	Sometimes effective	Just satisfactorily	Generally ineffective	Very poor communication
	Response	59.34%	24.92%	11.48%	1.31%	2.95%
4	Queries	The teacher's approach to teaching can best be described as (N=305)				
	Options	Excellent	Very good	Good	Fair	Poor
	Response	43.61%	32.13%	17.7%	3.93%	2.62%
5	Queries	Fairness of the internal evaluation process by the teachers. (N=305)				
	Options	Always Fair	Usually Fair	Sometimes unfair	usually unfair	Unfair
	Response	52.13%	29.84%	12.13%	0.66%	5.25%
6	Queries	Was your performance in assignments discussed with you? (N=305)				
	Options	Every time	Usually	Occasionally/ Sometimes	Rarely	Never
	Response	55.08%	32.46%	6.23%	3.61%	2.62%
7	Queries	The institute takes active interest in promoting internship, student exchange, field visit opportunities for students (N=305)				
	Options	Regularly	Often	Sometimes	Rarely	Never

	Response	58.03%	21.64%	11.15%	4.26%	4.92%
8	Queries	The teaching and mentoring process in your institution facilitates you in cognitive, social and emotional growth. (N=305)				
	Options	Significantly	Very well	Moderately	Marginally	Not at all
	Response	42.95%	40.98%	9.84%	4.59%	1.64%
9	Queries	The institution provides multiple opportunities to learn and grow (N=305)				
	Options	Strongly agree	Agree	Neutral	Disagree	Strongly disagree
	Response	47.87%	35.41%	11.15%	3.51%	2.06%
10	Queries	Teachers inform you about your expected competencies, course outcomes and programme outcomes. (N=305)				
	Options	Every time	Usually	Occasionally/ Sometimes	Rarely	Never
	Response	53.77%	31.8%	8.52%	2.95%	2.95%
11	Queries	Your mentor does a necessary follow-up with an assigned task to you. (N=305)				
	Options	Every time	Usually	Occasionally/ Sometimes	Rarely	I don't have a mentor
	Response	51.8%	29.18%	10.49%	4.59%	3.93%
12	Queries	The teachers illustrate the concepts through examples and applications. (N=305)				
	Options	Every time	Usually	Occasionally/ Sometimes	Rarely	Never
	Response	53.11%	26.56%	15.08%	2.95%	2.3%
13	Queries	The teachers identify your strengths and encourage you with providing right level of challenges. (N=305)				
	Options	Fully	Reasonably	Partially	Slightly	Unable to
	Response	55.74%	27.87%	8.2%	5.25%	2.95%
14	Queries	Teachers are able to identify your weaknesses and help you to overcome them. (N=305)				
	Options	Every time	Usually	Occasionally/ Sometimes	Rarely	Never
	Response	55.08%	27.54%	7.87%	4.26%	5.25%
15	Queries	The institution makes effort to engage students in the monitoring, review and continuous quality improvement of the teaching learning process. (N=305)				
	Options	Strongly agree	Agree	Neutral	Disagree	Strongly disagree
	Response	48.52%	32.46%	13.77%	3.61%	1.64%
16	Queries	The institute/ teachers use student centric methods, such as experiential learning, participative learning and problem solving methodologies for enhancing learning experiences. (N=305)				
	Options	To a great extent	Moderate	Some what	Very little	Not at all
	Response	53.11%	31.15%	7.21%	4.59%	3.93%
17	Queries	Teachers encourage you to participate in extracurricular activities (N=305)				
	Options	Strongly agree	Agree	Neutral	Disagree	Strongly disagree
	Response	49.84%	29.18%	13.77%	3.61%	3.61%
18	Queries	Efforts are made by the institute/ teachers to inculcate soft skills, life skills and employability skills to make you ready for the world of work. (N=305)				
	Options	To a great extent	Moderate	Some what	Very little	Not at all
	Response	55.08%	29.51%	9.18%	3.93%	2.3%
19	Queries	What percentage of teachers use ICT tools such as LCD projector, Multimedia, etc. while teaching. (N=305)				

	Options	Above 90%	70 – 89%	50 – 69%	30 – 49%	Below 29%
	Response	48.2%	27.54%	12.13%	3.93%	8.2%
20	Queries	The overall quality of teaching-learning process in your institute is very good. (N=305)				
	Options	Strongly agree	Agree	Neutral	Disagree	Strongly disagree
	Response	55.41%	30.16%	9.84%	1.31%	3.28%

From the above survey table, it is known that 43.93% of the students have stated that the teachers covered the syllabus almost 85% to 100%, very few students in Day College, i.e 2.3 % of the students only opined that it is 30% to 54% and 1.97 % of the students have said that it is below 30%.

Similarly, in regard with Class preparation of the teachers, 49.18% of the respondents replied that it is satisfactorily to them whereas 39.67% marked that it is ‘Thoroughly’ and just 2.62% have said they won’t teach at all.

As far as the queries on teachers’ ability to communicate is concerned, “it is always effective” as responded by majority of the students (59.34). At the same time low scale of the responses such as ‘generally ineffective’ and ‘very poor’ scored very less percentage of 1.31% and 2.95% respectively.

Also, the teacher’s approach to teaching is described as “Excellent by 43.61% of the students, it is “Very good” as stated by 32.13% of the students but only 2.62 % of the students responded that it is poor.

According to the survey, 52.13% of the Day session students have said that the internal evaluation process by the teachers is always fair, 29.84% of the respondents have stated that it is usually fair. But only very few percentage i.e.5.25% of the students have opined that it is unfair.

Also 55.08% of the students highly satisfied with the teachers with reference to their discussion with students about the performance in class assignments since it would be the high motivation to the students to perform their future assignments with utmost care and perfection. Only 2.62% of the respondents have dissatisfied with this aspect.

In the survey, opinion about how far the department shows active interest in promoting internship, student exchange, and field visit opportunities for the students is obtained. It is found that 58.03% of the students highly satisfied and they opined that the institute regularly takes active interest in organizing field visit and promoting internship. But 4.92% of the students felt that the institute never shows such interest.

As far as the teaching and mentoring process of the institution and how far it facilitates cognitive, social and emotional growth of the students, 40.98% of the students are satisfied as it is found to be very well, 42.95% have stated that it is significant, 9.84% said it is moderate and 1.64% opined not at all.

It is obvious that 47.87% of the students have strongly agreed and 35.41% of the students have agreed about the query on multiple opportunities provided by the department to learn and grow. But advantageously, only 3.51% and 2.06% of the students disagreed and strongly disagreed.

Similarly, majority of the students (53.77%) have opined that every time, the teachers inform the students about their expected competencies, course outcomes of the courses that they have studied and the programme outcomes that they are pursuing.

Mentor is a person who teaches or gives help and advice to the younger generation students. According to the survey, majority of the students (51.8%) have stated that the mentor every time takes a necessary follow-up with an assigned task to the students, 29.18% of the students have said that it is usually but only 3.93% of the students replied that they don't have a mentor.

It is a favorable remark of the institution that 53.11% of the students have said that every time the teachers illustrate the concepts through examples and applications. In fact, Majority of the students felt that the teachers fully and reasonably identify the strengths of the students and encouraging the students by providing the right level of challenges.

Majority of the students felt that the teachers every time and usually identify the students' weaknesses and help the students to overcome them.

From the survey, it is understood that majority of the students (48.52%) have strongly agreed and 32.46 have agreed i.e. satisfied and highly satisfied with the institution's effort to engage students in the monitoring, review and continuous quality improvement of the teaching learning process through regular tests, assignments and project work of the students. It is the promising feature of the college as only 1.64% of the responses have been recorded under the option of strongly disagreed and 3.61% disagreed about this attribute.

53.11% of the respondents opined that to a great extent, the institute or the teachers in the department use student centric methods, such as experiential learning, participative learning and problem-solving methodologies for enhancing

learning experiences. The institute adopts case study, group discussion, Role play, interrogative sessions, class quiz etc., which enhances the student centric method of learning.

At the same time, Students give overwhelming response (49.84%-strongly agreed; 29.18%-agreed) about that the teachers' encouragement to the students to participate in extra -curricular activities, which was evidenced by the students' records and achievements in fine arts, sports and other activities.

55.08% of the students have said that it is to a great extent and 29.51% of the students felt that it is moderate of the efforts made by the institute/ teachers to inculcate soft skills, life skills and employability skills to make the students ready for the world of work, which is also evidenced by the students' placements in various reputed institutions and the employers' appreciations.

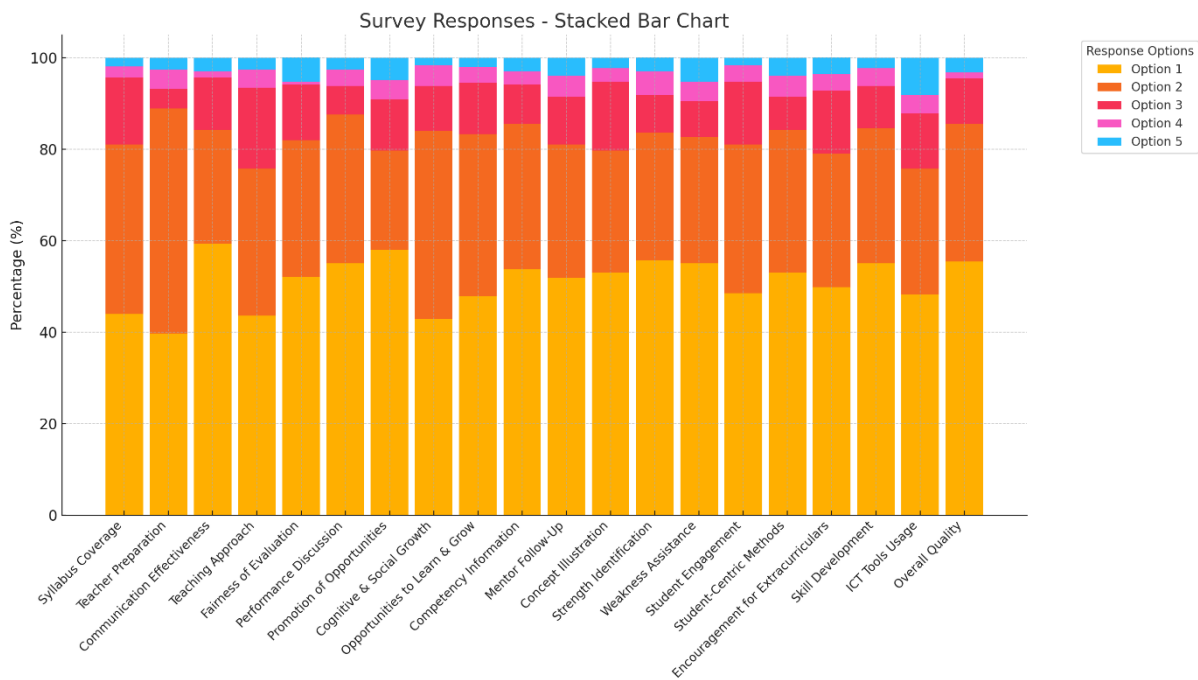
48.2% of students appreciated that above 90% of the teachers use ICT tools whereas 27.54% of the students opined that 70-89% of the teachers use ICT tools as the teachers also thought that the Use of power point slides or videos will be highly useful for making the students to understand the vague concepts easily.

It is a major highlight that majority of the students (55.41%) strongly agreed and highly satisfied about goodness and quality of overall teaching and learning aspects.

Diagrammatic Representation:

The following chart shows the diagrammatic representation of Day Students' Satisfaction on Teaching Learning aspects during 2023-24.

Day Students' Satisfaction on Teaching Learning



The above stacked bar chart representing the survey responses for all questions. Each segment of a bar corresponds to the percentage of responses for a specific option and understood that the best option has huge responses.

Analysis of Evening Section Students' Satisfaction on Teaching and learning aspects:

Evening session of the college also offers both UG and PG courses.

UG courses in Evening Session:

- BA- Tamil
- BA-English
- B.COM
- B.B.A
- B.C.A
- B.SC- Maths
- B.SC- Physics

- B.SC-Chemistry
- B.SC- Microbiology
- B.SC-Electronics Science
- B.SC- Computer Science
- B.SC- Biotechnology
- B.SC- Visual Communication

PG Courses in Evening Session:

- MA-Tamil
- MA-English
- MA-History
- M.SC- Chemistry
- M.SC- Computer Science
- M.SC Bio-Technology
- M.Com
- M.SC-Botany
- M.SC- Zoology
- M.SC- Microbiology
- M.SC-Electronics Science
- M.SC-Physics
- M.SC- Mathematics

Analysis of Feedback of UG students who are pursuing B.A, B.SC., B.Com., B.B.A, B.C.A and PG students who have passed M.Sc., M.Com., M.A (Arts and Science Courses) but belongs to evening college, is made in accordance with the selected

attributes of teaching and learning. As far as students of Evening section is concerned, the college receive responses from 1188 students, analysis of such responses is made as under;

Evening - Student Satisfaction Survey on Teaching Learning Process for 2023-24

1.	Queries	How much of the syllabus was covered in the class? (N=1188)				
	Options	85 to 100%	70 to 84%	55 to 69%	30 to 54%	Below 30%
	Response	40.32%	38.47%	16.25%	3.54%	1.43%
2	Queries	How well did the teachers prepare for the classes? (N=1188)				
	Options	Thoroughly	Satisfactorily	Poorly	Indifferently	Won't teach at all
	Response	35.61%	57.32%	3.7%	2.19%	1.18%
3	Queries	How well were the teachers able to communicate? (N=1188)				
	Options	Always effective	Sometimes effective	Just satisfactorily	Generally ineffective	Very poor communication
	Response	55.98%	22.9%	16.33%	2.53%	2.27%
4	Queries	The teacher's approach to teaching can best be described as (N=1188)				
	Options	Excellent	Very good	Good	Fair	Poor
	Response	39.14%	32.32%	23.06%	3.87%	1.6%
5	Queries	Fairness of the internal evaluation process by the teachers. (N=1188)				
	Options	Always Fair	Usually Fair	Sometimes unfair	usually unfair	Unfair
	Response	48.06%	35.94%	10.86%	0.34%	4.8%
6	Queries	Was your performance in assignments discussed with you? (N=1188)				
	Options	Every time	Usually	Occasionally/ Sometimes	Rarely	Never
	Response	47.81%	32.41%	10.94%	5.72%	3.11%
7	Queries	The institute takes active interest in promoting internship, student exchange, field visit opportunities for students (N=1188)				
	Options	Regularly	Often	Sometimes	Rarely	Never
	Response	52.44%	20.03%	18.1%	4.12%	5.3%
8	Queries	The teaching and mentoring process in your institution facilitates you in cognitive, social and emotional growth. (N=1188)				
	Options	Significantly	Very well	Moderately	Marginally	Not at all
	Response	37.88%	41.92%	14.56%	2.36%	3.28%
9	Queries	The institution provides multiple opportunities to learn and grow (N=1188)				
	Options	Strongly agree	Agree	Neutral	Disagree	Strongly disagree
	Response	42.68%	38.05%	14.56%	1.01%	3.7%
10	Queries	Teachers inform you about your expected competencies, course outcomes and programme outcomes. (N=1188)				
	Options	Every time	Usually	Occasionally/ Sometimes	Rarely	Never
	Response	47.9%	35.94%	9.76%	3.7%	2.69%
11	Queries	Your mentor does a necessary follow-up with an assigned task to you. (N=1188)				
	Options	Every time	Usually	Occasionally/ Sometimes	Rarely	I don't have a mentor
	Response	45.12%	33.25%	14.65%	4.12%	2.86%
12	Queries	The teachers illustrate the concepts through examples and applications.				

		(N=1188)				
	Options	Every time	Usually	Occasionally/ Sometimes	Rarely	Never
	Response	51.6%	29.88%	13.22%	3.2%	2.1%
13	Queries	The teachers identify your strengths and encourage you with providing right level of challenges. (N=1188)				
	Options	Fully	Reasonably	Partially	Slightly	Unable to
	Response	51.77%	30.81%	9.18%	4.71%	3.54%
14	Queries	Teachers are able to identify your weaknesses and help you to overcome them. (N=1188)				
	Options	Every time	Usually	Occasionally/ Sometimes	Rarely	Never
	Response	49.07%	30.22%	8.33%	7.15%	5.22%
15	Queries	The institution makes effort to engage students in the monitoring, review and continuous quality improvement of the teaching learning process. (N=1188)				
	Options	Strongly agree	Agree	Neutral	Disagree	Strongly disagree
	Response	41.08%	40.91%	13.89%	2.78%	1.35%
16	Queries	The institute/ teachers use student centric methods, such as experiential learning, participative learning and problem solving methodologies for enhancing learning experiences. (N= 1188)				
	Options	To a great extent	Moderate	Some what	Very little	Not at all
	Response	49.41%	34.18%	9.51%	4.12%	2.78%
17	Queries	Teachers encourage you to participate in extracurricular activities (N=1188)				
	Options	Strongly agree	Agree	Neutral	Disagree	Strongly disagree
	Response	48.48%	32.83%	12.96%	3.79%	1.94%
18	Queries	Efforts are made by the institute/ teachers to inculcate soft skills, life skills and employability skills to make you ready for the world of work. (N=1188)				
	Options	To a great extent	Moderate	Some what	Very little	Not at all
	Response	49.92%	32.91%	8.42%	6.57%	2.19%
19	Queries	What percentage of teachers use ICT tools such as LCD projector, Multimedia, etc. while teaching. (N=1188)				
	Options	Above 90%	70 - 89%	50 - 69%	30 - 49%	Below 29%
	Response	39.9%	27.78%	13.22%	6.4%	12.71%
20	Queries	The overall quality of teaching-learning process in your institute is very good. (N=1188)				
	Options	Strongly agree	Agree	Neutral	Disagree	Strongly disagree
	Response	49.66%	34.68%	11.11%	2.53%	2.02%

From the above survey table, it is known that 40.32% of the students have stated that the teachers covered the syllabus almost 85% to 100%, very few students in Evening College, i.e. 3.54% of the students only opined that it is 30% to 54% and just 1.43% of the students have said that it is below 30%.

Similarly, in regard with Class preparation of the teachers, 57.32% of the respondents replied that it is satisfactorily to them whereas 35.61% marked that it is 'Thoroughly' and just 1.18% have said they won't teach at all.

As far as the queries on teachers' ability to communicate is concerned, "it is always effective" as responded by majority of the students (55.98). At the same time low scale of the responses such as 'generally ineffective' and 'very poor' scored very less percentage of 2.53 and 2.27% respectively.

Also, the teacher's approach to teaching is described as "Excellent by 39.14% of the students, it is "Very good" as stated by 32.32% of the students but only 1.6 % of the students responded that it is poor.

According to the survey, 48.06% of the evening students have said that the internal evaluation process by the teachers is always fair, 35.94% of the respondents have stated that it is usually fair. But only very few percentage i.e.4.8% of the students have opined that it is unfair.

Also 47.81% of the students highly satisfied with the teachers with reference to their discussion with students about the performance in class assignments every time since it would be the high motivation to the students to perform their future assignments with utmost care and perfection. Only 4.8% of the respondents have dissatisfied with this aspect.

In the survey, opinion about how far the department shows active interest in promoting internship, student exchange, and field visit opportunities for the students is obtained. It is found that 52.44% of the students highly satisfied and they opined that the institute regularly takes active interest in organizing field visit and promoting internship. But 5.3% of the students felt that the institute never shows such interest.

As far as the teaching and mentoring process of the institution and how far it facilitates cognitive, social and emotional growth of the students, 41.92% of the students are satisfied as it is found to be very well, 37.88% have stated that it is significant, 14.56% said it is moderate and 3.28% opined not at all.

It is obvious that 42.68% of the students have strongly agreed and 38.05% of the students have agreed about the query on multiple opportunities provided by the department to learn and grow. But advantageously, only 1.01% and 3.7 % of the students disagreed and strongly disagreed.

Similarly, majority of the students (47.9%) have opined that every time, the teachers inform the students about their expected competencies, course outcomes of the courses that they have studied and the programme outcomes that they are pursuing.

Mentor is a person who teaches or gives help and advice to the younger generation students. According to the survey, 45.12% of the students have stated that the mentor every time takes a necessary follow-up with an assigned task to the students, 33.25 % of the students have said that it is usually but only 2.86% of the students replied that they don't have a mentor.

It is a favorable remark of the institution that 51.6% of the students have said that every time the teachers illustrate the concepts through examples and applications. In fact, Majority of the students felt that the teachers fully and reasonably identify the strengths of the students and encouraging the students by providing the right level of challenges.

49.07 of the students felt that the teachers every time and usually identify the students' weaknesses and help the students to overcome them.

From the survey, it is understood that 41.08% and 40.91% of the students have strongly agreed and agreed i.e.satisfied and highly satisfied with the institution's effort to engage students in the monitoring, review and continuous quality improvement of the teaching learning process through regular tests, assignments and project work of the students. It is the promising feature of the college as only 1.35% of the responses have been recorded under the option of strongly disagreed and 2.78% disagreed about this attribute.

49.41 % of the respondents opined that to a great extent, the institute or the teachers in the department use student centric methods, such as experiential learning, participative learning and problem-solving methodologies for enhancing learning experiences. The institute adopts

case study, group discussion, Role play, interrogative sessions, class quiz etc., which enhances the student centric method of learning.

At the same time, Students give overwhelming response (48.48%-strongly agreed; 32.83%-agreed) about that the teachers' encouragement to the students to participate in extra - curricular activities, which was evidenced by the students' records and achievements in fine arts, sports and other activities.

49.92% of the students have said that it is to a great extent and 32.91% of the students felt that it is moderate of the efforts made by the institute/ teachers to inculcate soft skills, life skills and employability skills to make the students ready for the world of work, which is also evidenced by the students' placements in various reputed institutions and the employers' appreciations.

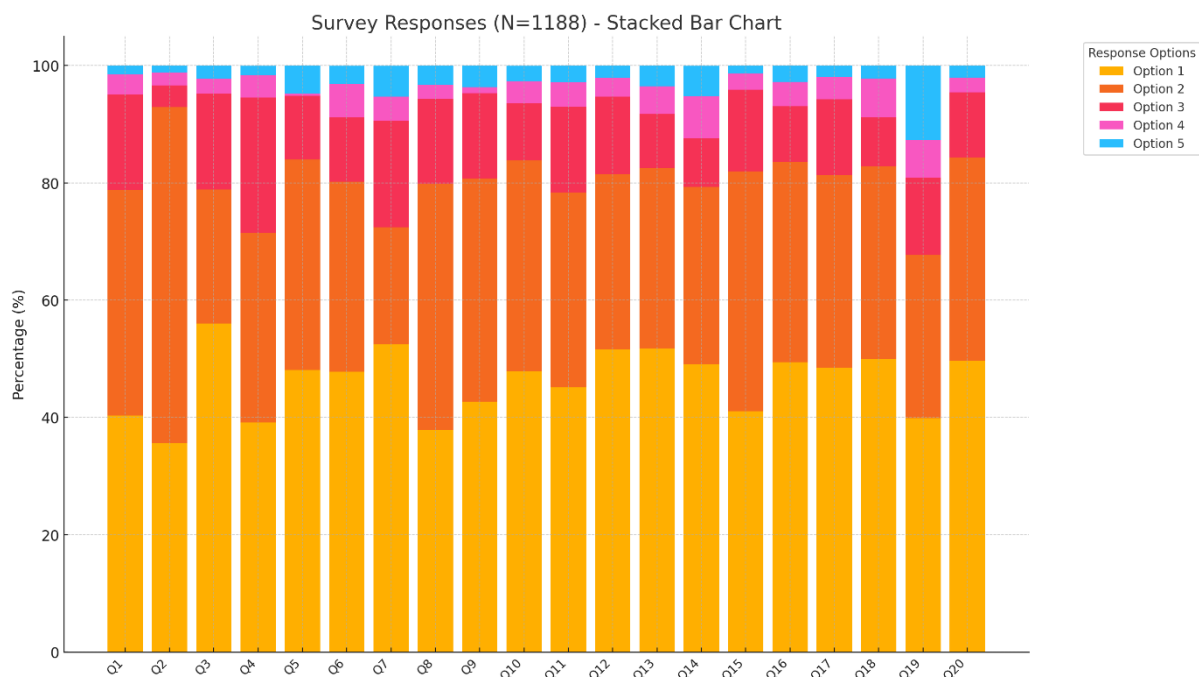
39.9% of students appreciated that above 90% of the teachers use ICT tools whereas 27.78% of the students opined that 70-89% of the teachers use ICT tools as the teachers also thought that the Use of power point slides or videos will be highly useful for making the students to understand the vague concepts easily.

It is a major highlight that majority of the students (49.66%) strongly agreed and highly satisfied about goodness and quality of overall teaching and learning aspects.

Diagrammatic Representation:

The following chart shows the diagrammatic representation of Evening Students' Satisfaction on Teaching Learning aspects during 2023-24.

Evening Students' Satisfaction on Teaching Learning



The above stacked bar chart representing the survey responses for all questions. Each segment of a bar corresponds to the percentage of responses for a specific option and understood that the best option has huge responses.

Overall analysis of Students' satisfaction Survey:

Analysis of Overall students' satisfaction survey is made in accordance with the general opinion of the students irrespective of their level, section and course. In overall, the college receive responses from 1493 students; analysis of such responses is made as under;

Overall - Student Satisfaction Survey on Teaching Learning Process for 2023-24

1.	Queries	How much of the syllabus was covered in the class? (N=1493)				
	Options	85 to 100%	70 to 84%	55 to 69%	30 to 54%	Below 30%
	Response	41.06%	38.18%	15.94%	3.28%	1.54%
2	Queries	How well did the teachers prepare for the classes? (N=1493)				
	Options	Thoroughly	Satisfactorily	Poorly	Indifferently	Won't teach at all
	Response	36.44%	2.61%	55.66%	3.82%	1.47%
3	Queries	How well were the teachers able to communicate? (N=1493)				
	Options	Always effective	Sometimes effective	Just satisfactorily	Generally ineffective	Very poor communication
	Response	56.66%	23.31%	15.34%	2.28%	2.41%
4	Queries	The teacher's approach to teaching can best be				

		described as (N=1493)				
	Options	Excellent	Very good	Good	Fair	Poor
	Response	40.05%	32.28%	21.97%	3.88%	1.81%
5	Queries	Fairness of the internal evaluation process by the teachers. (N=1493)				
	Options	Always Fair	Usually Fair	Sometimes unfair	usually unfair	Unfair
	Response	48.89%	34.7%	11.12%	0.4%	4.89%
6	Queries	Was your performance in assignments discussed with you? (N= 1493)				
	Options	Every time	Usually	Occasionally/ Sometimes	Rarely	Never
	Response	49.3%	32.42%	9.98%	5.29	3.01%
7	Queries	The institute takes active interest in promoting internship, student exchange, field visit opportunities for students (N=1493)				
	Options	Regularly	Often	Sometimes	Rarely	Never
	Response	53.58%	20.36%	16.68%	4.15	5.22
8	Queries	The teaching and mentoring process in your institution facilitates you in cognitive, social and emotional growth. (N=1493)				
	Options	Significantly	Very well	Moderately	Marginally	Not at all
	Response	38.91%	41.73%	13.6%	2.81%	2.95%
9	Queries	The institution provides multiple opportunities to learn and grow (N= 1493)				
	Options	Strongly agree	Agree	Neutral	Disagree	Strongly disagree
	Response	43.74%	37.51%	13.86%	0.8%	4.09%
10	Queries	Teachers inform you about your expected competencies, course outcomes and programme outcomes. (N=1493)				
	Options	Every time	Usually	Occasionally/ Sometimes	Rarely	Never
	Response	49.1%	2.75%	9.51%	3.55%	35.1%
11	Queries	Your mentor does a necessary follow-up with an assigned task to you. (N=1493)				
	Options	Every time	Usually	Occasionally/ Sometimes	Rarely	I don't have a mentor
	Response	46.48%	32.42%	13.8%	4.22%	3.08%
12	Queries	The teachers illustrate the concepts through examples and applications. (N=1493)				
	Options	Every time	Usually	Occasionally/ Sometimes	Rarely	Never
	Response	51.91%	29.21%	13.59%	3.15%	2.14%
13	Queries	The teachers identify your strengths and encourage you with providing right level of challenges. (N= 1493)				
	Options	Fully	Reasonably	Partially	Slightly	Unable to
	Response	52.58%	30.21%	8.98%	4.82%	3.42%
14	Queries	Teachers are able to identify your weaknesses and help you to overcome them. (N=1493)				
	Options	Every time	Usually	Occasionally/ Sometimes	Rarely	Never
	Response	50.3%	29.67%	8.24%	6.56%	5.22%
15	Queries	The institution makes effort to engage students in the monitoring, review and continuous quality improvement of the teaching learning process. (N=1493)				
	Options	Strongly agree	Agree	Neutral	Disagree	Strongly disagree
	Response	50.3%	29.67%	8.24%	6.56%	5.22%
16	Queries	The institute/ teachers use student centric methods, such as experiential learning, participative learning and problem solving methodologies for enhancing learning experiences. (N=1493)				

	Options	To a great extent	Moderate	Some what	Very little	Not at all
	Response	48.76%	32.08%	13.13	3.75	2.28
17	Queries	Teachers encourage you to participate in extracurricular activities (N=1493)				
	Options	Strongly agree	Agree	Neutral	Disagree	Strongly disagree
	Response	48.76%	32.08%	13.13%	3.75%	2.28%
18	Queries	Efforts are made by the institute/ teachers to inculcate soft skills, life skills and employability skills to make you ready for the world of work. (N=1493)				
	Options	To a great extent	Moderate	Some what	Very little	Not at all
	Response	50.97%	32.22	8.57%	6.03%	2.21%
19	Queries	What percentage of teachers use ICT tools such as LCD projector, Multimedia, etc. while teaching. (N=1493)				
	Options	Above 90%	70 - 89%	50 - 69%	30 - 49%	Below 29%
	Response	11.79%	41.59%	27.73%	12.99%	5.89%
20	Queries	The overall quality of teaching-learning process in your institute is very good. (N=1493)				
	Options	Strongly agree	Agree	Neutral	Disagree	Strongly disagree
	Response	50.84%	33.76%	10.85%	2.28%	2.28%

From the above survey table, it is known that in overall, 41.06 % of the students have stated that the teachers covered the syllabus almost 85% to 100%, In overall, very few students in College, i.e.3.28%% of the students only opined that it is 30% to 54% and just 1.54% of the students have said that it is below 30%.

Similarly, in regard with Class preparation of the teachers, 36% of the overall students replied that it is 'Thoroughly' and just 1.47% have said they won't teach at all.

As far as the queries on teachers' ability to communicate is concerned, "it is always effective" as responded by majority of the students (56.66%). At the same time low scale of the responses such as 'generally ineffective' and 'very poor' scored very less percentage of 2.28% and 2.41% respectively.

Also, the teacher's approach to teaching is described as "Excellent by 40.05% of the students, it is "Very good" as stated by 32.28% of the students but only 1.81 % of the students responded that it is poor.

According to the survey, 48.89% of the Overall students have said that the internal evaluation process by the teachers is always fair, 34.7 % of the respondents have stated that it is usually fair. But only very few percentage i.e.4.89% of the students have opined that it is unfair.

Also 49.3% of the overall students highly satisfied with the teachers with reference to their discussion with students about the performance in class assignments everytime since it would be the high motivation to the students to perform their future assignments with utmost care and perfection. Only 3.01% of the respondents have dissatisfied with this aspect.

In the survey, opinion about how far the department shows active interest in promoting internship, student exchange, and field visit opportunities for the students is obtained. It is found that 53.58% of the students highly satisfied and they opined that the institute regularly takes active interest in organizing field visit and promoting internship. But 5.22% of the students felt that the institute never shows such interest.

As far as the teaching and mentoring process of the institution and how far it facilitates cognitive, social and emotional growth of the students, 41.73% of the students are satisfied as it is found to be very well, 38.91% have stated that it is significant, 13.6% said it is moderate and 2.95% opined not at all.

It is obvious that 43.74% of the overall students have strongly agreed and 37.51% of the students have agreed about the query on multiple opportunities provided by the department to learn and grow. But advantageously, only 0.8% and 4.09% of the students disagreed and strongly disagreed.

Similarly, majority of the students (49.1%) have opined that every time, the teachers inform the students about their expected competencies, course outcomes of the courses that they have studied and the programme outcomes that they are pursuing.

Mentor is a person who teaches or gives help and advice to the younger generation students. According to the survey, 46.48% of the students have stated that the mentor every time takes a necessary follow-up with an assigned task to the students, 32.42 % of the students have said that it is usually but only 3.08% of the students replied that they don't have a mentor.

It is a favorable remark of the institution that 51.91% of the overall students have said that every time the teachers illustrate the concepts through examples and applications.

In fact, Majority of the overall students (52.58%) felt that the teachers fully and 30.21% felt it is reasonably in identifying the strengths of the students and encouraging the students by providing the right level of challenges.

50.3% of the students felt that the teachers every time and usually identify the students' weaknesses and help the students to overcome them.

From the survey, it is understood that 50.3% and 29.67% of the students have strongly agreed and agreed i.e. satisfied and highly satisfied with the institution's effort to engage students in the monitoring, review and continuous quality improvement of the teaching learning process through regular tests, assignments and project work of the students. It is the promising feature of the college as only

5.22% of the responses have been recorded under the option of strongly disagreed and 6.56 % disagreed about this attribute.

48.76 % of the respondents opined that to a great extent, the institute or the teachers in the department use student centric methods, such as experiential learning, participative learning and problem-solving methodologies for enhancing learning experiences. The institute adopts case study, group discussion, Role play, interrogative sessions, class quiz etc., which enhances the student centric method of learning.

At the same time, Students give overwhelming response (48.76%-strongly agreed; 32.08%-agreed) about that the teachers' encouragement to the students to participate in extra -curricular activities, which was evidenced by the students' records and achievements in fine arts, sports and other activities.

50.97% of the students have said that it is to a great extent and 32.22% of the students felt that it is moderate of the efforts made by the institute/ teachers to inculcate soft skills, life skills and employability skills to make the students ready for the world of work, which is also evidenced by the students' placements in various reputed institutions and the employers' appreciations.

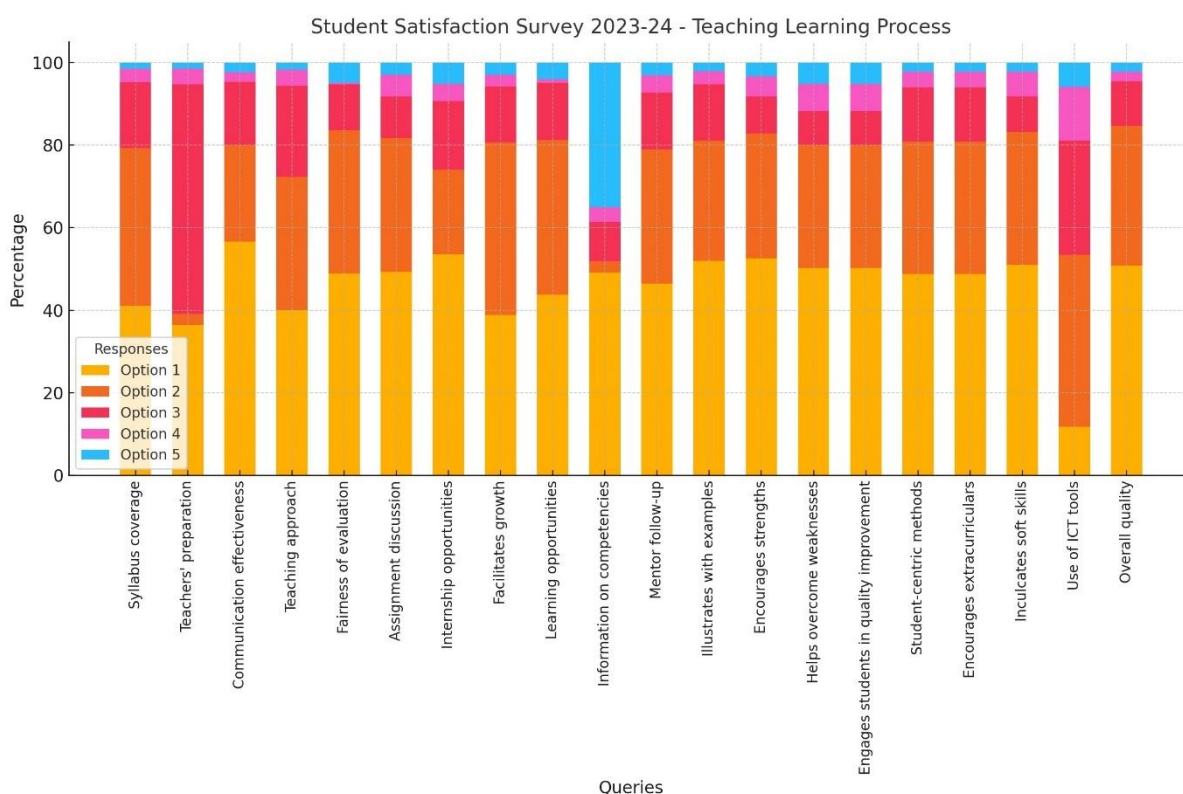
41.59% of the students opined that 70-89% of the teachers use ICT tools whereas 11.79of students appreciated that above 90% of the teachers use ICT tools as the teachers also thought that the Use of power point slides or videos will be highly useful for making the students to understand the vague concepts easily.

It is a major highlight that majority of the students (50.84%) strongly agreed and highly satisfied about goodness and quality of overall teaching and learning aspects.

Diagrammatic Representation:

The following chart shows the diagrammatic representation of Overall Students' Satisfaction on Teaching Learning aspects during 2023-24.

Overall Students' Satisfaction on Teaching Learning Process



The above stacked bar chart representing the survey responses for all questions. Each segment of a bar corresponds to the percentage of responses for a specific option and understood that the best option has huge responses.

Review of Students Comments on Teaching and Learning

The College always listening to the voice of students while devising their Teaching-Learning process systems in the College. In order to collect their opinions about

teaching and learning process, Student Satisfaction Survey (SSS) has been conducted through online by using Google Forms. Through this survey, students' satisfaction, their comments, recommendations and experiences about the Teaching and learning aspects of the college has been obtained. Their commendations represent a wide array of sentiments and observations regarding their level of satisfaction, particularly in an academic setting.

The following table and its summary give the collective opinions and suggestions of students about the institution's academic offerings, infrastructure, and their overall experience.

Tabulation of Students Comments on Teaching and Learning Process

Details of Comments	No	% of Responses
-	2	0.696864
. Very nice	1	0.348432
A Like This College Always And I Referred To the members	1	0.348432
All facilities are well in our college	1	0.348432
All staff very excellent in our department	1	0.348432
All teachers are close relation and communication with friendly ... I like my st	1	0.348432
All the teachers performance and helping to students for studying is very useful	1	0.348432
Always good super teaching	1	0.348432
ALWAYS VERY GOOD EXPERIENCE AND GOOD INFROSTUTURE AND GOOD AMBIYANCEGOOD AND NOT	1	0.348432
As far as the college is concerned, everything is fine, the teachers are behavin	1	0.348432
Assignments work are unnecessary. They are not useful to us.They provide weekly	1	0.348432
AVC autonomous arts and science college is a best college in the world	1	0.348432
avc college is the excellent college	1	0.348432
Average	1	0.348432
awesome	1	0.348432
best co-ordination with students and staffs	1	0.348432
Best teaching. Best stuff. wonderful all day.	1	0.348432
Better than other collerge	1	0.348432
Bring good facilities like fan,speaker etc....	1	0.348432
Canteen is very worst, Improve that first...	1	0.348432
Change class room because the rain water came inside during rainy season	1	0.348432
Chemicals and equipments in laboratory should be maintained properly. All the ch	1	0.348432
College canteen is not satisfaction	1	0.348432
Conduct atleast one cultural	1	0.348432
Conduct the many more Programs...	1	0.348432
Coolige very long	1	0.348432
Could be better if the teachers identify the real value of a student rather than	1	0.348432
Curriculum is good.... toilet facilities is not properly....	1	0.348432
danish	1	0.348432
Each and every students may have different point of view. So,in my point of view	1	0.348432
Education level ok	1	0.348432
Every good and teachers effect excellent	1	0.348432
Every supper and indaligen	1	0.348432
Every thing is fine inside the campus.	1	0.348432
Every time	2	0.696864
Everything is good	2	0.696864
Everything is good except the students toilet at near to bank	1	0.348432
Excellent	11	3.832753
Excellent college	1	0.348432
Excellent survey.	1	0.348432
excellent teachings	1	0.348432
FAI	1	0.348432
Fine	1	0.348432
Fine .	1	0.348432
Freedom any more important	1	0.348432
Give more important for sports .	1	0.348432
Give more information from teachers	1	0.348432
good	3	1.045296
Good	30	10.45296

GOOD	4	1.393728
Good and very well	1	0.348432
GOOD COLLAGE	1	0.348432
good college	2	0.696864
good institute for learning process	1	0.348432
good learing place	1	0.348432
good natural	1	0.348432
Good not that bad	1	0.348432
good teaching	1	0.348432
good teaching in college	1	0.348432
good tmosphere for learing plACES	1	0.348432
Good...	1	0.348432
Great place to Learn	1	0.348432
Hi	1	0.348432
I AM A STUDENT OF COMMERCE DIPARTMENT. MY DEPARTMENT STAFES ARE VERY EXCELLENT I	1	0.348432
I am fully gaining knowledge regarding microbiological techniques	1	0.348432
I can see my status on this college	1	0.348432
I feel good	1	0.348432
I feel good Institutions	1	0.348432
I fully gained knowledge regarding practical skill	1	0.348432
I gain knowledge and communication skills regarding microbiology course	1	0.348432
I gain knowledge regarding practical classes	1	0.348432
I gain practical knowledge and improve communication skills	1	0.348432
I gain practical knowledge as well as theory about microbiology	1	0.348432
I improvement in my study life	1	0.348432
I Like the computer science	1	0.348432
I like this collage very well and like NCC. I joined this collage for NCC.	1	0.348432
I need more information to the competitive exam	1	0.348432
I proud of avc student	1	0.348432
I really liked tha department and the staffs and every time discussion in my any	1	0.348432
I request all Avc staff to respect slow learner Students	1	0.348432
I suggest to take syllabus according to students mindset and situation	1	0.348432
I think it is considerably good for us	1	0.348432
I think it is satisfactory	1	0.348432
I want good classrooms	1	0.348432
Iam happy to studying this college	1	0.348432
Iam satisfied the quality teachers for my college	1	0.348432
ID card is not distribute in first year students	1	0.348432
If I come to this college I will expect more but everything is ok and good but o	1	0.348432
Improve ciass rooms keep garbage	1	0.348432
Improve the college campus and especially give some places to eat a lunch. In ou	1	0.348432
Improvement in Bus transportation	1	0.348432
IMPROVING SKILLS,LEARNI	1	0.348432
In some times I strongly assept all of features and benefits but need more suppo	1	0.348432
Increase break time Delay day college start time	1	0.348432
Increase break timeChange staffs in every semester	1	0.348432
it was best opportunities for studying in the college. the teacher helps to stud	1	0.348432
It will be useful to us with subject oriented concepts.In our college there is m	1	0.348432

JUST OKEY	1	0.348432
keep it up	1	0.348432
keep learning from teachers	1	0.348432
Kindly grow more trees around i need to feel the nature which is good for studen	1	0.348432
learning a knowledge from practical classes	1	0.348432
leraning is the best in my department	1	0.348432
Lightly make liberal	1	0.348432
marvellous	1	0.348432
More interactive classes needed	1	0.348432
My improvement in my study life of avc clg	1	0.348432
My self improve knowledge regarding practical classes	1	0.348432
My suggestion is to take classes under projectors and monitors ,while teaching c	1	0.348432
Need for better coaching	1	0.348432
Need more attraction to the student	1	0.348432
Need well coaching	1	0.348432
nice	2	0.696864
Nice coching	1	0.348432
nice to learning	1	0.348432
nithya	1	0.348432
No	3	1.045296
No comments	1	0.348432
No comments.....	1	0.348432
No suggestions	2	0.696864
NO suggestions	1	0.348432
No suggestions for improvement	1	0.348432
Not	1	0.348432
Nothing	1	0.348432
Nothing to say	1	0.348432
Occasionally	4	1.393728
only for libary	1	0.348432
Our college institution show more importance to avoid tobacco in the college cam	1	0.348432
Overall good	1	0.348432
Overall good environment	1	0.348432
Overall good for study environment.	1	0.348432
Overall teaching better	1	0.348432
peacefulclassroom	1	0.348432
please clean the bathroom ,and also provide more airfans in the class room	1	0.348432
Please give a identity card for first years evening students	1	0.348432
Pls find the student individual tallent and make them encourage to achieve in th	1	0.348432
Plz give freedom for students	1	0.348432
Plzz change the canteen ambiyance and about education everything is good...I m p	1	0.348432
provide fan	1	0.348432
Provide hot water	1	0.348432
S agree	1	0.348432
Sometimes	4	1.393728
staffs are best	1	0.348432
Students can mentally pressured,prove class room facilities and class room speak	1	0.348432

Submit	1	0.348432
Super college	1	0.348432
superb	2	0.696864
Support students to involve ing extra-curricular activities and encourage them.	1	0.348432
Teacher always encourages the students. They give motive speech to empower there	1	0.348432
Teacher teaching very Nice and Very Helpful	1	0.348432
Teachers should keep the students attention and improve the level of marks of st	1	0.348432
Teachers wanted to say about job offers. Wants to informs us about current compe	1	0.348432
TEACHING ARE GOOD BUT SOME RULES ARE VERY STRICT ..SOME THINGS ARE NEED TO BE FR	1	0.348432
Teaching is also verygood.	1	0.348432
TEACHING IS WELL PERFORMED AND NOT AT ALL STAFFS AND SOME TEACHER ARE HARD TO CO	1	0.348432
Teaching quality was good and projector class was contacted	1	0.348432
Team sports are always given priority, should give equal importance to all sport	1	0.348432
Teching quality was good and projector class was available and system designing	1	0.348432
th	1	0.348432
Tha feedback was a students mental testing and education improvement and learnin	1	0.348432
Thank you for avc college and 2 ba economics	1	0.348432
Thank you for avc college and my department in 2 BA Economics	1	0.348432
Thank you for avc college department 2.B.A Economics	1	0.348432
Thank you for avc college my department 2 B.A economics	1	0.348432
Thanks	1	0.348432
The A. V. C college teacher teaching well and good	1	0.348432
The college compaus is good	1	0.348432
The college is the bestcollege	1	0.348432
The college need to maintain the restroom clean	1	0.348432
The college of one of best part of all life.. Oru college also best part... The	1	0.348432
The college should improve the cantene.	1	0.348432
The students should be given proper information about the study workThe classroom	1	0.348432
The teaching quility and approach is very good	1	0.348432
The toilet in your college is not proper. Please keep the toilet clean. Please i there should be a proper gap between cia exams.its impossible to sit continuousl	1	0.348432
This college should develop the correct valuation for all students without reval	1	0.348432
this institute teachers are teaching a very very good for the communication with	1	0.348432
This institution is good enough to learn and develop our skills	1	0.348432
This institution is very good for learning.	1	0.348432
To improve the canteen roof and and please make sitting place in canteenAnd plea	1	0.348432
To proud I join this collage	1	0.348432
To proud I join this college	1	0.348432
To proud to I join this college	1	0.348432
Totally good.	1	0.348432
Usually	4	1.393728

very good	1	0.348432
Very good	6	2.090592
very good class	1	0.348432
very good college	1	0.348432
VERY GOOD COLLEGE	1	0.348432
very good college and the teachers also teaching well.	1	0.348432
very good college with excellentl teachingstaffs are so advisable	1	0.348432
Very good in my college	6	2.090592
very good institution excellent teaching good infrastructure	1	0.348432
Very good teaching useful and meaning study all subjects easy study future help	1	0.348432
very good to learning	1	0.348432
Very good teaching	1	0.348432
Very happy to studying this college	1	0.348432
Very nice	3	1.045296
Very Nice Infrastructure to study	1	0.348432
Very well	1	0.348432
Very well and good for learning	1	0.348432
WONDERFUI CLASS	1	0.348432
We are tired sometimes for always going on studies We need some break or practic	1	0.348432
We want cultural	1	0.348432
We want updated teaching	1	0.348432
we wanted lab weekly 2 day order 4 hours	1	0.348432
well college	2	0.696864
Working days was nearly 4.5 months working day every saturday was working phone	1	0.348432
Yeah all OK in this college	1	0.348432
ஆசிரியர்கள்ஆங்கிலத்தில்நடத்துவதுசரியாகபுரியவில்லை	1	0.348432
மிகவும்நல்லமுறையில்பாடங்கள்கற்பிக்கப்பட்டுவருகின்றது	1	0.348432

The above table reflects that the majority of the responses indicate high levels of satisfaction and appreciation about the teaching and learning process of the institution, highlighting the key strengths such as Quality of Teaching, Nature Friendly Environment, Better Infrastructure, Developing practical knowledge, Conducive Atmosphere, and Holistic Development opportunities.

- **Teaching Quality**

Many Students praise the teaching quality, mentioning it as "excellent," "superb," and "very helpful." Teachers are highly recognized for their close and decent relationship with students, motivational speeches, and friendly Approach

during hard situations. These praising words are the real gifts to the dedicative teaching faculties of the institution.

- **Nature Friendly Environment**

In the table of comments, it can be seen that Some responses reflect appreciation for the college's emphasis on promoting green spaces by sapling planting and upkeep of variety of trees enhancing the quality of Natural Life in campus.

- **Better Infrastructure**

Positive remarks about the college's infrastructure include the statements of "very nice" and "well-maintained" learning environment, etc exhibits their satisfaction about the infrastructure.

- **Practical Knowledge and skill Development**

Numerous responses highlight how teachers help students in gaining practical knowledge and skills. Staff members are commended for their encouragement and for creating an engaging classroom experience. They have highlighted that their communication skills are increased with the help of College Curriculum, manifold competitions, Field visits and project report preparation and other activities and mentioned that these are effective in fostering student growth.

- **Conducive Atmosphere**

Many students described the college is as a "peaceful environment," "great place to learn," and nurturing a sense of pride and belonging. This points to a supportive and welcoming campus culture.

- **Holistic Development Opportunities**

Feedback highlights the importance of extracurricular activities and positively expresses that the college maintains a good balance of academics and cultural or skill-building opportunities. Beyond academic excellence, several students' express satisfaction with co-curricular and extracurricular activities (such as Sports, NSS, NCC, RRC, LEO Club, Fine Arts, PEKAK Magazine, Student Magazine Ilanthoodhu, Plumes etc., Field study and project-based learning opportunities) have left a positive impact on them especially developing leadership skills, Oratorical and poetry writing skills. The students highlighted the institution's efforts in maintaining discipline while encouraging participation in extracurricular activities, sports, and other skill development programs.

Expressions of satisfaction by their statements like "Excellent," "Very good," "Awesome," and "I think this is the best college" highlights the general sentiment of their satisfaction. Many students mentioned 'feeling proud of their association' with the institution.

In overall, their comments reflect generally a positive opinion about the college, emphasizing its strong teaching quality, supportive faculty, and conducive learning environment. Students appreciate the institution's focus on practical knowledge, skill development, and friendly interaction between teachers and learners. The infrastructure and peaceful campus atmosphere are also highlighted as significant strengths. With these positive signs, the college appears to provide a nurturing and effective environment for academic and personal growth, earning praise and loyalty from its students.

While most respondents' express satisfaction with the college, some constructive feedback points to areas for improvement, such as Suggestions to improve laboratory facilities and integrate technology (like projector-based teaching) in classrooms were highlighted. They request for more practical-based learning opportunities to complement theoretical concepts. By addressing these issues, the college can significantly enhance the satisfaction and learning experience of its students in future.

Conclusion:

Students play a crucial and active role in education. They are the Heart of the Education System. To work towards the welfare of the students, A.V.C college installed a student feedback system from which the college can identify the measures to be taken to strengthen the academic services. By having analysed the students' feedback about their opinion towards the learning aspects of the college in various dimensions, it is observed and can be concluded that the "College is Excellent" in all learning aspects as the huge percentage of the students responded highly satisfied to satisfied and strongly agreed to agree in every selected attribute of the survey with the exception of a very few (near to zero percent) percentages of negative response. The Positive Feedback of the students Builds a good image with which the college is grown.
